**SHENZHEN SUPERLINK TECHNOLOGY CO.,LTD.**

Address:NO.11,The 5th Industrial Park,Xiacun,Gongming
Guangming District,Shenzhen,Guangdong,China,518106
Website：www.slkcorp.com
E-mail：sales@slkcorp.com
T：+86 755-89814648
F：+86 755-29892599

# HIGH PERFORMANCE COAXIAL CABLE

**provide the most effective interconnection solutions**



**SHENZHEN SUPERLINK TECHNOLOGY CO.,LTD.**



### Company Vision

Establish an international brand and continuously create value for social and human development!

### Our Mission

Provide value-added products and professional services to society through technology innovation and leadership.

### Our Core Values

Customer First Keep Promise
Continuously Improve Win-Win-Win
Cooperation!

## Shenzhen Superlink Tecnology Co., Ltd.

Is founded in 2008, specializing in the develpoment, design and manufacture of interconnection products and solutions.

We own strong scientific research strength, precision equipments and professional management systems.With reliable and consistent quality, we have been recognized by many customers and established long-term strategic partners with many top fortune 500 enterpreses globally.

We are professional to provide ODM, OEM and engineering customization services, our related products have been widely used in telecom-munications, data communication, test and measurement, medical, industrial automation, military, semiconductor, aerospace and so on. With outstanding technical innovation and professional service as our mission, we provide to customers the most effective interconnection solutions.

telecom

Health Care

Aerospace

Data Communication

Test Measurement

Industrial Automation

# COMPANY MILESTONE

The development course of an enterprise is its historical footprint.
Look back to the past and look forward to the future.
We are constantly being challenged and growing.

## 2008

- **Founded** in Dongguan
- Passed ISO9001:2008

## 2009

- Factory moved to Shenzhen
- Became a strategic partner of Volex, Times
- Obtained the first patent

## 2010

- Produced RF cable assemblies
- Obtained UL & CUL certification
- Product frequency up to **20GHz**

## 2013

- Passed medical certification: ISO13485: 2003
- Passed ISO14001: 2004
- Product reached **40GHz**

## 2015

- Passed ISO14001: 2004
- Became a member of Shenzhen special equipment association

## 2017

- Became an IPC member Established the TEMP BU
- Passed the national high-tech enterprise certification
- Established cable processing workshop

## 2019

- Approved by Guangdong Province RF microwave passive components and system engineering technology research center
- Passed ntellectual property management system certification GB/T29490-2017;
- Successfully developed semiconductor manufacturing and testing products

## 2020

- Established clean assembly workshop and constant temperature and humidity machine processing workshop
- Product frequency reach **110GHz**

## 2021

- Obtaned Shenzhen Science and Technology Innovation Commission technology center
- Passed IATF16949: 2016
- Obtained **100+** patent certifications

## 2022

- Became a member of China Electronic Components Association

# R&D CAPABILITY

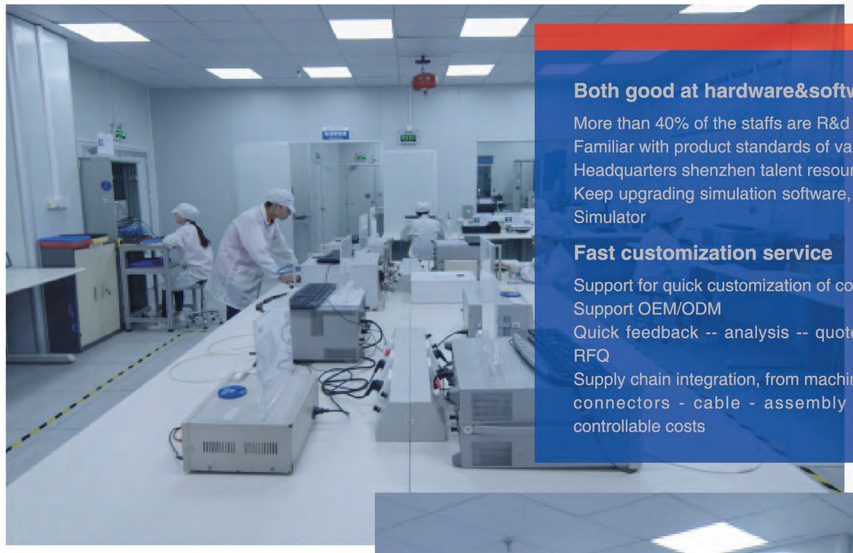

### Both good at hardware&software development

More than 40% of the staffs are R&d and Engineers
Familiar with product standards of various industries
Headquarters shenzhen talent resources advantage
Keep upgrading simulation software, such as Pro-E 3D and Simulator

### Fast customization service

Support for quick customization of connected products
Support OEM/ODM
Quick feedback -- analysis -- quotes and solutions from RFQ
Supply chain integration, from machining - electroplating - connectors - cable - assembly and other one-stop controllable costs

### Various product components

More than 10,000 different kinds of products;
Professional RF products, covering 100 + MHz to 110GHz, PIM up to 168 dBc, waterproof grade up to IP68 even under water 200 meters.
Wide range of product line, applicable to the telecommunications, data center, test and measurement, military, medical, transportation and high consumption of Borad interconnection products and other fields, including RFconnectors/adapters/cables/custom wiring harness, can be customized special power connector, all kinds of industrial/military grade quick plug/circular connection, transformation of coaxial waveguide, TEMP etc.

### Various product components

KEYSIGHT network analysis, 26.5 GHz, 40 GHz, 67GHz, up to 110 GHz
Electrical performance test:network analyzer test, third-order intermodulation test, contact resistance test Mechanical test: Rockwell 2.0, automatic plug and pull test, push-pull torque test
Environment and reliability testing: salt spray, airtight, aging, impact, 1P67/68 waterproof..... Failure cause analysis

### Machining and assembly workshops

STAR CNC from Japan has a precision of 0.002mm
With automatic semi-rigid cable bending machine making special 3D shape
Capable of welding ultra-micro coaxial and low intermodulation RF cable assemblies
Heat treatment capacity up to 2500oC
A variety of packaging technology
Special waterproof production capacity, IP68 airtight grade

# PRODUCING CAPACITY

### Cable workshops

Constant tension wrapping production line, using Germany ZF hysteresis tension controller, Mitsubishi servo motor, can wind the core wire in the range of 2-15mm, pitch range of 0.5-20mmm, wrapping head speed 0-1000 R.P.M. Ensure the cable in the process of wrapping consistency, reliability, and stability of performance.
The knitting machine adopts advanced frequency conversion control technology, with stepless speed regulation, high speed weaving, fault alarm, low noise, high reliability, high precision, high strength and so on. To ensure that the binding force and shielding of products in the process of processing to meet the standard requirements, no broken wire, weaving loose and other adverse phenomena.

# SLK PRODUCTS LIST

### Cable workshops

Type: 1.0mm, 1.35mm, 1.85mm, 2.92mm, 7/16 mm, BMA, BNC, MMCX, N, SMA, SMB, SMP, SSMP, TNC, UHF,etc
Frequency: up to 110GHz

### Test cable assembiles

Test cable assemblies: from durable to VNA high precision series
Adaptor: many kinds of adaptors,meet all the requirements of switching test
Frequency: up to 110GHz
Application: network analyzer test, chip packaging test, mobile phone production line test

### RF test probes

Multiple test probes are available
Support customization
High cost performance

### RF coaxial cable

Main products: high frequency cable, amplitude and phase stable cable and test level cable etc.
Frequency: 18GHz, 40GHz, 67GHz to 110GHz Support customization and provide cluster solutions

# SLK PRODUCTS LIST

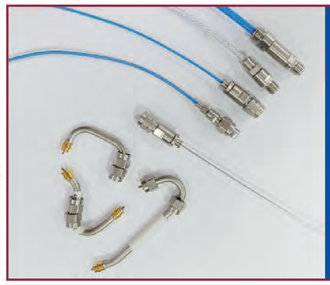

### RF Cable assemblies

Flexible, semi - flexible, semi - rigid cable components Corrugated cable assembly, etc Low loss, hybrid, microwave, amplitude and phase stable cable assemblies

### Custom wiring harness

Application:
Medical, MRI, blood analyzers, automobiles, autonomous driving, Rail transit, industrial automatic testing, robot interconnection, office equipment, home electrical appliances, IT equipment, financial equipment, test and measurement equipment, renewable new energy, solar energy, heat resistance, low temperature, high power cable, ship and ocean engineering, Aerospace.

### Industrial/military/mixed connector

MIL -DTL- 38999 series connector
MS hybrid module combination connector
Industrial connectors: M12 and M16, etc
Push and pull self-locking connector

### TEMP

DC PASS, DC Block, and TEMP comprehensive protection solutions Features: SLK TEMP protection core technology Applications: rail transit, radar, aircraft, military, wireless communications, etc

# CATALOGUE


Company overview ---------- 01/08

Lab test products and solutions ---------- 11

HIGH POWER series ---------- 15
High Power Coaxial Cable

SPT series ---------- 18
Temperature phase stable low loss flexible coaxial cable

SPB series ---------- 21
Ultra low loss mechanical phase stable coaxial cable

Nbend series ---------- 25
Semi-flexible replacement low loss flexible coaxial cable

SPO series ---------- 28
Semi-rigid low loss coaxial cable

Sbend series ---------- 31
Super flexible phase stable low loss coaxial cable

Sflex series ---------- 34
Ultra-flexible coaxial cable

LLE series ---------- 37
Cost-effective low loss coaxial cable

LLF series ---------- 40
Cost-effective low loss flexible coaxial cable

Tbend series ---------- 43
Mechanical resistant low loss coaxial cable

FHC series ---------- 46
Flexible hybrid coaxial cable

SFC series ---------- 48
Semi-flexible low loss coaxial cable

# PROVIDE THE MOST EFFECTIVE INTERCONNECTION SOLUTIONS

Superlink coaxial cables are divided into 12 series (SPT, SPB, Nbend, SPO, Sbend, Sflex, LLE, LLF, Tbend, High Power, FHC and SFC) based on the their structure and feature. They can cover most of demands from global customer.

## Why choose superlink coaxial cable:

- High performance, high quality
- Competitive price
- Short lead-time
- Professional technical support
- Customization

In the future, the variety of the Superlink raw cable will increase. We can support build customized cable according to customer's special application. If you don't find the cable you need in this catalog, please contact us in email or call us directly.

## HIGH POWER series



High POWER Low loss coaxial cable

| Model | Diameter | Working frequency |
|---|---|---|
| MRG-990 | 9.9mm | 6GHz |
| SPT-1400 | 14.0mm | 8GHz |
| SPT-1450 | 14.5mm | 2.45GHz |
| SPT-1500 | 15.0mm | 2.45GHz |
| SPT-2070 | 20.7mm | 6GHz |





## SPT series



Temperature phase stable low loss flexible coaxial cable

| Model | Diameter | Working frequency |
|---|---|---|
| SPT-450 | 4.5mm | 26.5GHz |
| SPT-520 | 5.2mm | 26.5GHz |
| SPT-600 | 6.0mm | 18GHz |

## SPB series



Ultra low loss mechanical phase stable coaxial cable

| Model | Diameter | Working frequency |
|---|---|---|
| SPB-150 | 1.5mm | 40GHz |
| SPB-170 | 1.7mm | 110GHz |
| SPB-220 | 2.2mm | 40GHz |
| SPB-240 | 2.4mm | 40GHz |
| SPB-360 | 3.6mm | 40GHz |
| SPB-370 | 3.7mm | 40GHz |
| SPB-390 | 3.9mm | 40GHz |
| SPB-450-L | 4.5mm | 18GHz |
| SPB-470-L5G | 4.5mm | 18GHz |
| SPB-520 | 5.2mm | 26.5GHz |
| SPB-750-L | 7.5mm | 10GHz |
| SPB-780 | 7.8mm | 18GHz |
| SPB-1200 | 12mm | 10GHz |

## Nbend series

Semi-flexible replacement low loss flexible coaxial cable

| Model | Diameter | Working frequency |
|---|---|---|
| Nbend-160 | 1.6mm | 67GHz |
| Nbend-260 | 2.6mm | 40GHz |
| Nbend-400 | 4.0mm | 26.5GHz |

## SPO series

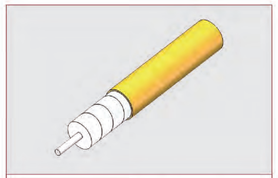

Semi-rigid low loss coaxial cable

| Model | Diameter | Working frequency |
|---|---|---|
| SPO-120 | 1.2mm | 5GHz |
| SPO-220 | 2.2mm | 50GHz |
| SPO-220-001 | 2.2mm | 50GHz |
| SPO-360 | 3.6mm | 26.5GHz |
| SPO-360-001 | 3.6mm | 26.5GHz |

## Sbend series

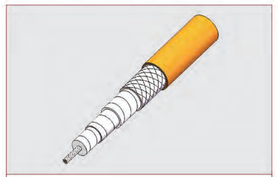

Super flexible phase stable low loss coaxial cable

| Model | Diameter | Working frequency |
|---|---|---|
| Sbend-150-001 | 1.5mm | 67GHz |
| Sbend-380 | 3.8mm | 40GHz |
| Sbend-420-001 | 4.2mm | 40GHz |
| Sbend-520 | 5.2mm | 26.5GHz |
| Sbend-710-002 | 7.1mm | 18GHz |
| Sbend-770 | 7.7mm | 18GHz |
| Sbend-800 | 8.0mm | 18GHz |
| Sbend-850-003 | 8.5mm | 15GHz |

## Sflex series



Ultra-flexible coaxial cable

| Model | Diameter | Working frequency |
|---|---|---|
| Sflex-120-001 | 1.2mm | 3GHz |
| Sflex-135 | 1.35mm | 18GHz |
| Sflex-170 | 1.7mm | 20GHz |

## LLE series

Cost-effective low loss coaxial cable

| Model | Diameter | Working frequency |
|---|---|---|
| LLE-260 | 2.6mm | 26.5GHz |
| LLE-350 | 3.5mm | 18GHz |
| LLE-520 | 5.2mm | 13.5GHz |
| LLE-780 | 7.8mm | 13.5GHz |
| LLE-1550-L | 15.5mm | 6GHz |



## LLF series

Cost-effective low loss flexible coaxial cable

| Model | Diameter | Working frequency |
|---|---|---|
| LLF-400 | OD 4.0mm | Up to 18GHz |
| LLF-600 | OD 6.0mm | Up to 13.5GHz |
| LLF-820 | OD 8.0mm | Up to 13.5GHz |

## Tbend series

Mechanical resistant low loss coaxial cable

| Model | Diameter | Working frequency |
|---|---|---|
| Tbend-180 | 2.5mm | 40GHz |
| Tbend-250 | 2.5mm | 40GHz |
| Tbend-250-L | 2.5mm | 40GHz |
| Tbend-360 | 3.6mm | 26.5GHz |

## FHC series

Flexible hybrid coaxial cable

| Model | Diameter | Working frequency |
|---|---|---|
| FHC-380 | 3.8mm | 10GHz |
| FHC-500 | 5.0mm | 40GHz |

## SFC series

Semi-flexible low loss coaxial cable

| Model | Diameter | Working frequency |
|---|---|---|
| SFC-120 | 1.2mm | 40GHz |
| SFC-210 | 2.1mm | 40GHz |
| SFC-360 | 3.6mm | 33GHz |
| SFC-640 | 6.4mm | 18GHz |

# HIGH POWER COAXIAL CABLE

## HIGH POWER Series

Superlink high power series cable offers an extensive line of flexible RF cable solutions for applications that require RF high power/ voltage capability as well as reliable, high quality performance. Our high power cable design experience has made us a supplier in high power markets including RF power equipment, etc.

## Feature and Benefits:

- High power handling capailities
- Customized design
- Long work life



| Equivalent or Similar Product | | |
|---|---|---|
| Superlink | TIMES | TRU |
| SPT-1400 | SFT-600 | / |
| SPT-1450 | SFT-600 | TRU-500 |
| SPT-1500 | SFT-600 | TRU-560 |
| SPT-2070 | SFT-900 | / |
| MRG-990 | RG393-NPP | TRU-RG393 |

| Cable type | | Common capatible connector | | | | | | |
|---|---|---|---|---|---|---|---|---|
| | | HN | 716 | LC | QDM | QDH | 7/8 EIA | 1-5/8 EIA |
| MRG-990 | Up to 6GHz | • | • | • | • | | | |
| SPT-1400 | Up to 8GHz | • | • | • | • | • | • | |
| SPT-1450 | Up to 2.45GHz | • | • | • | • | • | • | |
| SPT-1500 | Up to 2.45GHz | • | • | • | • | • | • | |
| SPT-2070 | Up to 4.5GHz | | | • | • | | | • |





| SPT series | MRG-990 | SPT-1400 | SPT-1450 | SPT-1500 | SPT-2070 |
|---|---|---|---|---|---|
| Center conductor (mm) | Silver Plated Copper 2.38±0.05 | Silver Plated Copper 3.81±0.03 | Silver Plated Copper 4.10±0.05 | Silver Plated Copper 4.10±0.05 | Silver Plated Copper 5.93±0.05 |
| Dielectric (mm) | LD PTFE | LD PTFE | LD PTFE | LD PTFE | LD PTFE |
| Outer conductor (mm) | Silver Plated Copper | Silver Plated Copper Foil | Silver Plated Copper Foil | Silver Plated Copper Foil | Silver Plated Copper Foil |
| Middle layer (mm) | / | Aluminum Laminate | Aluminum Laminate | Aluminum Laminate | Aluminum Laminate |
| Outer shield (mm) | Silver Plated Copper 8.60±0.15 | Silver Plated Copper 12.85±0.25 | Silver Plated Copper 12.90±0.25 | Silver Plated Copper 13.15±0.25 | Silver Plated Copper 19.00±0.25 |
| Jacket (mm) | Brown FEP 9.90±0.20 | Blue FEP 14.30±0.25 | Blue FEP 14.50±0.25 | Blue FEP 15.00±0.25 | Blue FEP 20.70±0.25 |
| Impedance (Ohm) | 50 | 50 | 50 | 50 | 50 |
| Operation Frequency (GHz) | 6 | 8 | 2.45 | 2.45 | 4.5 |
| Velocity of Propagation | 70% | 76% | 76% | 76% | 76% |
| Shielding Effectiveness (dB) | 70 | 100 | 100 | 100 | 100 |
| Voltage Withstand (V,DC) | 3000 | 6000 | 6000 | 6000 | 8000 |
| Phase Stability (Bending) | / | / | / | / | / |
| Amplititude Stability | / | / | / | / | / |
| Bend Radius: installation (mm) | 50 | 75 | / | 75 | 200 |
| Bend Radius: repeated (mm) | 80 | 150 | / | 150 | 310 |
| Weight (g/m) | 250 | 400 | 500 | 450 | 800 |
| Temp, Operating& Installation(ºC) Temp, Storage (ºC) | -55~150 -65~150 | -55~200 -65~200 | -55~200 -65~200 | -55~105 -65~105 | -55~200 -65~200 |

| Attenuation dB/100m (Typical@25ºC&VSWR=1.0) Attenuation=K1*√FMhz+K2*FMHz | | | | | | | | | | | | | | |
|---|---|---|---|---|---|---|---|---|---|---|---|---|---|---|
| Frequency (MHz) | 100 | 500 | 1000 | 2000 | 3000 | 6000 | 8000 | 10000 | 12000 | 16000 | 18000 | 26500 | K1 | K2 |
| MRG-990 | 7.00 | 16.80 | 25.00 | 37.80 | 48.70 | 76.20 | | | | | | | 0.6583000 | 0.0042000 |
| SPT-1400 | 2.91 | 6.68 | 9.62 | 13.96 | 17.42 | 25.70 | 30.32 | | | | | | 0.2851894 | 0.0006015 |
| SPT-1450 | 3.40 | 7.77 | 11.17 | 16.15 | | | | | | | | | 0.3342355 | 0.0006004 |
| SPT-1500 | 3.40 | 7.77 | 11.17 | 16.15 | | | | | | | | | 0.3342355 | 0.0006004 |
| SPT-2070 | 1.90 | 4.41 | 6.41 | 9.42 | 11.86 | | | | | | | | 0.1840815 | 0.0005919 |

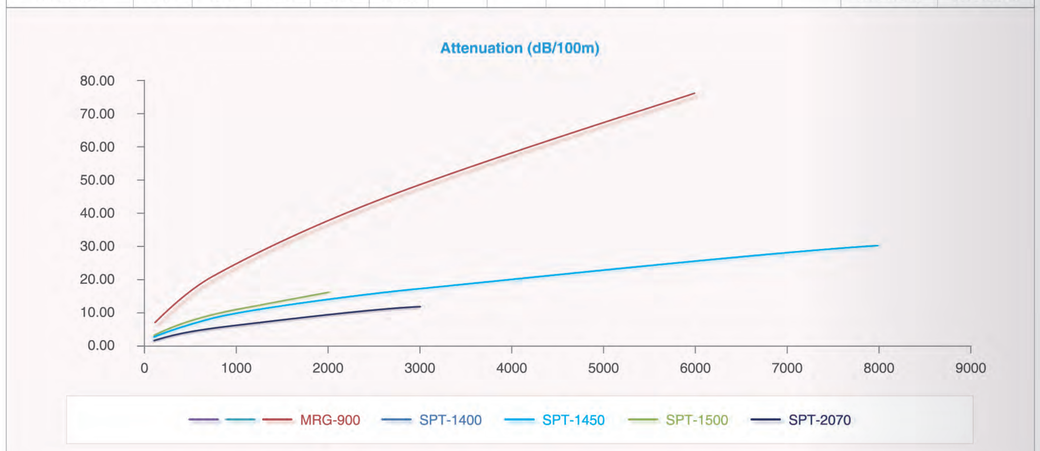


| Avg.Power KW (VSWR=1.0;40ºC;Sea Level) | | | | | | | | | | | | |
|---|---|---|---|---|---|---|---|---|---|---|---|---|
| Frequency (MHz) | 100 | 500 | 1000 | 2000 | 3000 | 6000 | 8000 | 10000 | 12000 | 16000 | 18000 | 26500 |
| MRG-990 | 5.459 | 2.273 | 1.528 | 1.734 | 0.786 | 0.502 | | | | | | |
| SPT-1400 | 15.681 | 6.833 | 4.743 | 3.269 | 2.619 | 1.776 | 1.505 | | | | | |
| SPT-1450 | 9.671 | 4.230 | 2.944 | 2.036 | | | | | | | | |
| SPT-1500 | 6.991 | 3.058 | 2.128 | 1.472 | | | | | | | | |
| SPT-2070 | 34.500 | 14.857 | 10.221 | 6.961 | 5.528 | | | | | | | |

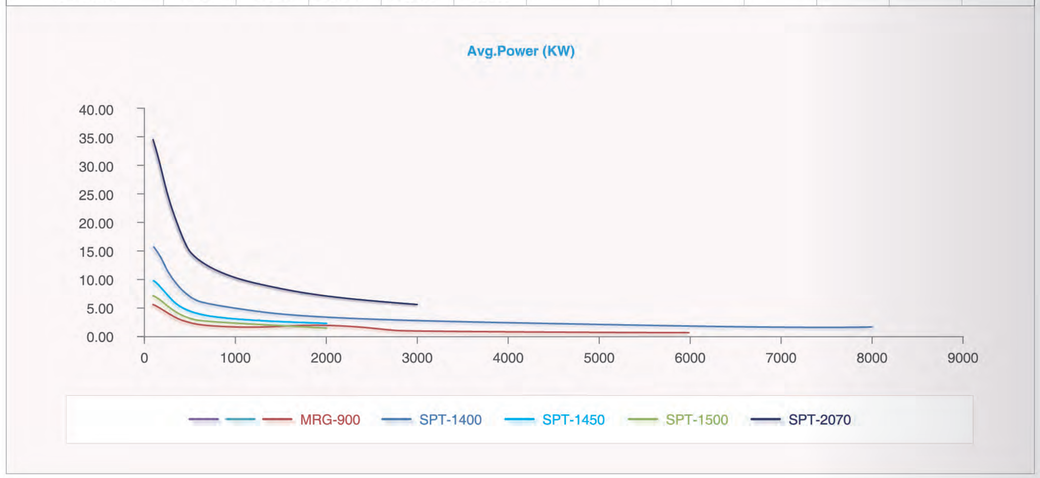








# SPT TEMPERATURE PHASE STABLE LOW LOSS FLEXIBLE COAXIAL CABLE

## SPT Series

Superlink SPT series coaxial cable has an excellent phase stability while temperature vary in a wide range. With a ingenious multi-layered shielding technique its shielding effectiveness up to 100dB. It has been applied to microwave interconnection system for aircraft, ship, and commercial telecom. SPT series coaxial cable can keep high reliability after lots of bending.

## Feature and Benefits:

- Temp phase stable
- High propagation velocity
- Short lead-time
- Professional technical support
- Customization



| Equivalent or Similar Product | | |
|---|---|---|
| Superlink | TIMES | TRU |
| SPT-450 | SFT-142 | / |
| SPT-520 | SFT-205 | / |
| SPT-600 | SFT-304 | / |

# SPT

| SPT series | SPT-450 | SPT-520 | SPT-600 |
|---|---|---|---|
| Center conductor (mm) | Silver Plated Copper 1.02±0.02 | Silver Plated Copper 1.29±0.02 | Silver Plated Copper 1.57±0.03 |
| Dielectric (mm) | LD PTFE | LD PTFE | LD PTFE |
| Outer conductor (mm) | Silver Plated Copper Foil | Silver Plated Copper Foil | Silver Plated Copper Foil |
| Middle layer (mm) | Aluminum Laminate | Aluminum Laminate | Aluminum Laminate |
| Outer shield (mm) | Silver Plated Copper 3.85±0.08 | Silver Plated Copper 4.76±0.08 | Silver Plated Copper 5.55±0.12 |
| Jacket (mm) | Blue FEP 4.50±0.15 | Blue FEP 5.20±0.15 | Blue FEP 6.00±0.15 |
| Impedance (Ohm) | 50 | 50 | 50 |
| Operation Frequency (GHz) | 26.5 | 26.5 | 18 |
| Velocity of Propagation | 76% | 76% | 76% |
| Shielding Effectiveness (dB) | 100 | 100 | 100 |
| Voltage Withstand (V,DC) | 1000 | 1500 | 2000 |
| Phase Stability (Bending) | ±8°@26.5GHz | ±10°@18GHz | ±10°@18GHz |
| Amplititude Stability | ±0.15@26.5GHz | ±0.10@18GHz | ±0.10@18GHz |
| Bend Radius: installation (mm) | 20 | 25 | 32 |
| Bend Radius: repeated (mm) | 45 | 52 | 60 |
| Weight (g/m) | 50 | 60 | 90 |
| Temp, Operating& Installation(ºC) Temp, Storage (ºC) | -55~200<br>-65~200 | -55~200<br>-65~200 | -55~200<br>-65~200 |

| Cable type | | Common capatible connector | | | |
|---|---|---|---|---|---|
| | | N (18GHz) | TNC(18GHz) | SMA(26.5GHz) | 3.5mm (26.5GHz) |
| SPT-450 | Up to 26.5GHz | • | • | • | • |
| SPT-520 | Up to 26.5GHz | • | • | • | • |
| SPT-600 | Up to 18GHz | • | • | • | • |





| Attenuation dB/100m (Typical@25ºC&VSWR=1.0) Attenuation=K1*√FMhz+K2*FMHz | | | | | | | | | | | | | | |
|---|---|---|---|---|---|---|---|---|---|---|---|---|---|---|
| Frequency (MHz) | 100 | 500 | 1000 | 2000 | 3000 | 6000 | 8000 | 10000 | 12000 | 16000 | 18000 | 26500 | K1 | K2 |
| SPT-450 | 11.06 | 24.89 | 35.37 | 50.37 | 62.03 | 88.78 | 103.16 | 115.97 | 127.67 | 148.71 | 158.35 | 194.93 | 1.0994853 | 0.0006019 |
| SPT-520 | 8.62 | 19.44 | 27.67 | 39.47 | 48.67 | 69.87 | 81.31 | 91.53 | 100.88 | 117.76 | 125.51 | 155.04 | 0.8562336 | 0.0005906 |
| SPT-600 | 6.89 | 15.56 | 22.18 | 31.71 | 39.17 | 56.43 | 65.79 | 74.18 | 81.88 | 95.81 | 102.23 | | 0.6827428 | 0.0005906 |

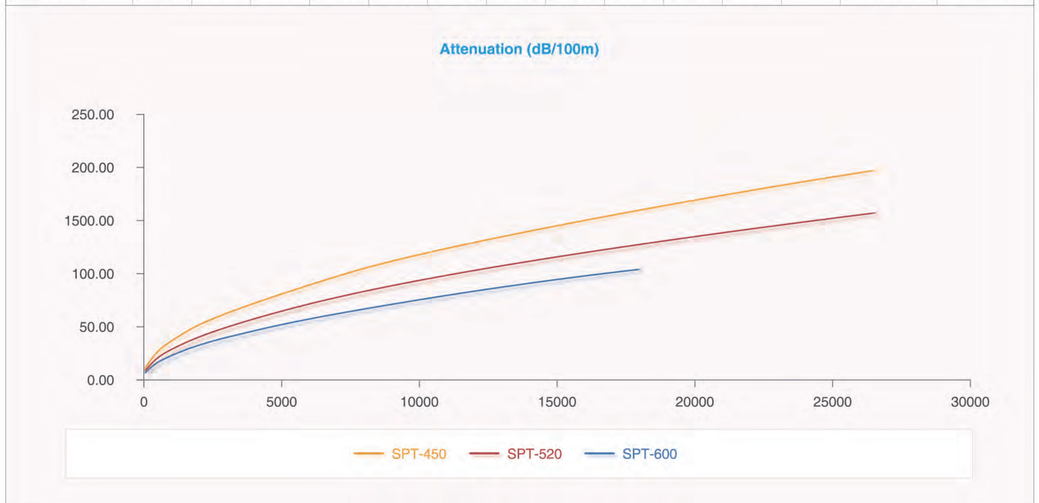


| Avg.Power KW (VSWR=1.0;40ºC;Sea Level) | | | | | | | | | | | | |
|---|---|---|---|---|---|---|---|---|---|---|---|---|
| Frequency (MHz) | 100 | 500 | 1000 | 2000 | 3000 | 6000 | 8000 | 10000 | 12000 | 16000 | 18000 | 26500 |
| SPT-450 | 1.821 | 0.809 | 0.569 | 0.400 | 0.325 | 0.227 | 0.195 | 0.174 | 0.158 | 0.135 | 0.127 | 0.103 |
| SPT-520 | 2.330 | 1.033 | 0.726 | 0.509 | 0.413 | 0.287 | 0.247 | 0.219 | 0.199 | 0.171 | 0.160 | 0.130 |
| SPT-600 | 3.298 | 1.459 | 1.024 | 0.716 | 0.580 | 0.402 | 0.345 | 0.306 | 0.277 | 0.237 | 0.222 | |

# SPB ULTRA LOW LOSS MECHANICAL PHASE STABLE COAXIAL CABLE

## SPB Series

Superlink SPB series coaxial cable is constructed with low density PTFE dielectric and silver plated copper foil and has very low loss. Frequency range up to 67GHz. SPB series coaxial cable can keep high phase stability and amplitude stability while bending. Performance hardly vary in broad frequency range. It can be applied to most of harsh conditions which have strict requirement like military radar, electronic warfare and airborne equipment.

## Feature and Benefits:

- Extremely low loss
- Up to 67GHz
- Excellent mechanical phase and amplitude stability

| Equivalent or Similar Product | | |
|---|---|---|
| Superlink | TIMES | GORE |
| SPB-150 | / | / |
| SPB-170 | / | / |
| SPB-220 | HF-090 | CNX3506 |
| SPB-240 | / | / |
| SPB-360 | HF-130 | CNX3507 |
| SPB-370 | / | / |
| SPB-390 | / | / |
| SPB-450-L | / | / |
| SPB-470-L5G | / | / |
| SPB-520 | HF-190 | CNX3449 |
| SPB-750-L | / | / |
| SPB-780 | HF-290 | CNX3450 |
| SPB-1200 | / | / |







| Cable type | | Common capatible connector | | | | | | | | | |
|---|---|---|---|---|---|---|---|---|---|---|---|
| | | 7/16 (7.5GHz) | 4.3/10 (12GHz) | N(18GHz) | TNC (18GHz) | SMA (26.5GHz) | 3.5mm (26.5GHz) | 2.92mm (40GHz) | 2.4mm (50GHz) | 1.85mm (70GHz) | 1.00mm (110GHz) |
| SPB-150 | Up to 40GHz | | | | | • | • | • | | | |
| SPB-170 | Up to 40GHz | | | | | • | • | • | • | • | • |
| SPB-220 | Up to 40GHz | | | | | • | • | • | | | |
| SPB-240 | Up to 40GHz | | | | | • | • | • | | | |
| SPB-360 | Up to 40GHz | | | • | • | • | • | • | | | |
| SPB-370 | Up to 40GHz | | | • | • | • | • | • | | | |
| SPB-390 | Up to 40GHz | | | • | • | • | • | • | | | |
| SPB-450-L | Up to 18GHz | | | • | • | • | • | | | | |
| SPB-450-L5G | Up to 18GHz | | | • | • | • | • | | | | |
| SPB-520 | Up to 26.5GHz | | | • | • | • | • | | | | |
| SPB-750-L | Up to 10GHz | | | • | • | | | | | | |
| SPB-780 | Up to 18GHz | | | • | • | | | | | | |
| SPB-1200 | Up to 10GHz | • | • | | | | | | | | |

## SPB

| SPB series | SPB-150 | SPB-170 | SPB-220 | SPB-240 | SPB-360 | SPB-370 | SPB-390 | SPB-450-L | SPB-470-L5G | SPB-520 | SPB-750-L | SPB-780 | SPB-1200 |
|---|---|---|---|---|---|---|---|---|---|---|---|---|---|
| Center conductor (mm) | Silver Plated Copper 0.31±0.02 | Silver Plated Copper 0.29±0.02 | Silver Plated Copper 0.51±0.02 | Silver Plated Copper 0.51±0.02 | Silver Plated Copper 0.91±0.03 | Silver Plated Copper 1.02±0.02 | Silver Plated Copper 1.06±0.02 | Silver Plated Copper Clad In Aluminum 1.40±0.03 | Silver Plated Copper Clad In Aluminum 1.40±0.03 | Silver Plated Copper 1.45±0.03 | Silver Plated Copper Clad In Aluminum 2.41±0.03 | Silver Plated Copper 2.30±0.03 | Silver Plated Copper 3.80±0.03 |
| Dielectric (mm) | LD PTFE | LD PTFE | LD PTFE | LD PTFE | LD PTFE | LD PTFE | LD PTFE | LD PTFE | LD PTFE | LD PTFE | LD PTFE | LD PTFE | LD PTFE |
| Outer conductor (mm) | Silver Plated Copper Foil | Silver Plated Copper Foil | Silver Plated Copper Foil | Silver Plated Copper Foil | Silver Plated Copper Foil | Silver Plated Copper Foil | Silver Plated Copper Foil | Silver Plated Copper Foil | Silver Plated Copper Foil | Silver Plated Copper Foil | Silver Plated Copper Foil | Silver Plated Copper Foil | Silver Plated Copper Foil |
| Middle layer (mm) | / | / | / | PET | / | PET | / | / | / | / | / | / | / |
| Outer shield (mm) | Silver Plated Copper 1.33±0.05 | Silver Plated Copper 1.40±0.07 | Silver Plated Copper 1.85±0.10 | Silver Plated Copper 2.16±0.05 | Silver Plated Copper 3.16±0.12 | Silver Plated Copper 3.40±0.05 | Silver Plated Copper 3.55±0.08 | Silver Plated Copper 4.10±0.10 | Silver Plated Copper 4.10±0.10 | Silver Plated Copper 4.75±0.10 | Silver Plated Copper 6.96±0.10 | Silver Plated Copper 7.15±0.12 | Silver Plated Copper 11.35±0.20 |
| Jacket (mm) | Violet FEP 1.50±0.07 | Blue FEP 1.70±0.10 | Grey FEP 2.20±0.10 | Grey FEP 2.40±0.10 | Grey FEP 3.60±0.15 | Grey FEP 3.70±0.15 | Grey FEP 3.90±0.10 | Blue FEP 4.50±0.15 | Blue PFA 4.50±0.15 | Grey FEP 5.20±0.15 | Blue FEP 7.50±0.15 | Grey FEP 7.80±0.15 | Grey FEP 12.00±0.20 |
| Impedance (Ohm) | 50 | 50 | 50 | 50 | 50 | 50 | 50 | 50 | 50 | 50 | 50 | 50 | 50 |
| Operation Frequency (GHz) | 40 | 67 | 40 | 40 | 40 | 40 | 40 | 18 | 18 | 26.5 | 10 | 18 | 10 |
| Velocity of Propagation | 76% | 74% | 82% | 74% | 82% | 82% | 82% | 83% | 83% | 83% | 84% | 83% | 83% |
| Shielding Effectiveness (dB) | 90 | 90 | 90 | 90 | 90 | 90 | 90 | 90 | 90 | 90 | 90 | 90 | 90 |
| Voltage Withstand (V,DC) | 500 | 500 | 500 | 500 | 900 | 900 | 900 | 1500 | 1500 | 1500 | 2500 | 3600 | 5000 |
| Phase Stability (Bending) | ±10° @40GHz | / | ±10° @40GHz | ±10° @40GHz | ±8° @40GHz | ±8° @40GHz | ±10° @40GHz | ±1.5° @1.3GHz | ±1.5° @1.3GHz | ±5° @26.5GHz | ±10° @10GHz | ±5° @18GHz | ±5° @10GHz |
| Phase Stability (temperature,ºC ) | 600PPM (-55-85) | / | 600PPM(-55-85) | / | 600PPM (-55-85) | 600PPM (-55-85) | / | 600PPM (-55-85) | 600PPM (-55-85) | 600PPM (-55-85) | 600PPM (-55-85) | 600PPM (-55-85) | 600PPM (-55-85) |
| Amplititude Stability | ±0.15 @40GHz | / | ±0.15 @40GHz | ±0.15 @40GHz | ±0.15 @40GHz | ±0.15 @40GHz | ±0.15 @40GHz | ±0.10 @18GHz | ±0.10 @18GHz | ±0.1 @26.5GHz | ±0.10 @10GHz | ±0.1 @18GHz | ±0.05 @10GHz |
| Bend Radius: installation (mm) | 6 | 9 | 15 | 10 | 18 | 18 | 20 | 20 | 20 | 20 | 37 | 35 | 60 |
| Bend Radius: repeated (mm) | 15 | 17 | 36 | 24 | 36 | 37 | 40 | 50 | 50 | 50 | 60 | 80 | 110 |
| Weight (g/m) | 13 | 13 | 18 | 18 | 33 | 33 | 38 | 33 | 33 | 50 | 93 | 130 | 280 |
| Temp, Operating& Installation (ºC) Temp, Storage (ºC) | -55~165 -65~165 | -55~165 -65~165 | -55~165 -65~165 | -55~165 -65~165 | -55~165 -65~165 | -55~165 -65~165 | -55~165 -65~165 | -55~250 -65~250 | -55~165 -65~165 | -55~165 -65~165 | -55~165 -65~165 | -55~165 -65~165 | -55~165 -65~165 |

**Attenuation dB/100m (Typical@25ºC&VSWR=1.0)  Attenuation=K1*√FMhz+K2*FMHz**

| Frequency (MHz) | 500 | 1000 | 2000 | 4000 | 6000 | 8000 | 10000 | 12000 | 14000 | 18000 | 26500 | 40000 | 67000 | 110000 | K1 | K2 |
|---|---|---|---|---|---|---|---|---|---|---|---|---|---|---|---|---|
| SPB-150 | 79.73 | 114.28 | 164.68 | 239.02 | 298.50 | 350.28 | 397.15 | 440.52 | 481.25 | 556.80 | 699.97 | 898.89 | | | 3.4484700 | 0.0052300 |
| SPB-170 | 74.92 | 106.72 | 152.46 | 218.68 | 270.71 | 315.39 | 355.38 | 392.04 | 426.17 | 488.79 | 605.27 | 763.11 | 1027.485 | | 3.2921540 | 0.0026170 |
| SPB-220 | 44.33 | 63.11 | 90.11 | 129.13 | 159.75 | 186.01 | 209.50 | 231.01 | 251.03 | 287.72 | 355.86 | 448.00 | | | 1.9500000 | 0.0014500 |
| SPB-240 | 44.33 | 63.11 | 90.11 | 129.13 | 159.75 | 186.01 | 209.50 | 231.01 | 251.03 | 287.72 | 355.86 | 448.00 | | | 1.9500000 | 0.0014500 |
| SPB-360 | 26.40 | 37.50 | 53.36 | 76.10 | 93.81 | 108.91 | 122.35 | 134.60 | 145.96 | 166.67 | 204.79 | 255.69 | | | 1.1684700 | 0.0005500 |
| SPB-370 | 22.45 | 31.91 | 45.45 | 64.93 | 80.13 | 93.13 | 104.70 | 115.28 | 125.09 | 143.02 | 176.12 | 220.51 | | | 0.9915499 | 0.0005549 |
| SPB-390 | 19.76 | 28.12 | 40.13 | 57.46 | 71.05 | 82.70 | 93.11 | 102.63 | 111.49 | 127.71 | 157.81 | 198.43 | | | 0.8699642 | 0.0006109 |
| SPB-450-L | 20.39 | 28.93 | 41.12 | 58.57 | 72.11 | 83.64 | 93.88 | 103.20 | 111.83 | 127.55 | | | | | 0.9040000 | 0.0003480 |
| SPB-470-L5G | 20.39 | 28.93 | 41.12 | 58.57 | 72.11 | 83.64 | 93.88 | 103.20 | 111.83 | 127.55 | | | | | 0.9040000 | 0.0003480 |
| SPB-520 | 16.17 | 22.96 | 32.66 | 46.58 | 57.40 | 66.64 | 74.85 | 82.34 | 89.27 | 101.92 | 125.20 | | | | 0.7156867 | 0.0003280 |
| SPB-750-L | 9.20 | 13.17 | 18.95 | 27.43 | 34.19 | 40.07 | 45.37 | | | | | | | | 0.3994521 | 0.0005422 |
| SPB-780 | 10.37 | 14.76 | 21.07 | 30.18 | 37.32 | 43.44 | 48.92 | 53.93 | 58.59 | 67.13 | | | | | 0.4563799 | 0.0003280 |
| SPB-1200 | 6.93 | 9.95 | 14.37 | 20.92 | 26.18 | 30.78 | 34.95 | | | | | | | | 0.2985150 | 0.0005100 |

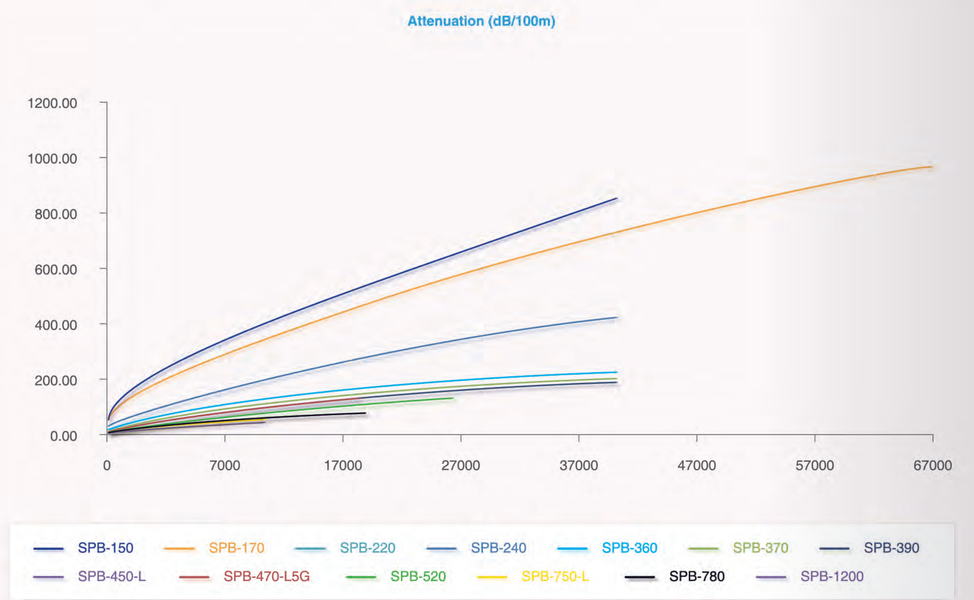




SPB series

**Avg.Power KW (VSWR=1.0;40ºC;Sea Level)**

| Frequency (MHz) | 500 | 1000 | 2000 | 4000 | 6000 | 8000 | 10000 | 12000 | 14000 | 18000 | 26500 | 40000 | 67000 | 11000 |
|---|---|---|---|---|---|---|---|---|---|---|---|---|---|---|
| SPB-150 | 0.234 | 0.163 | 0.113 | 0.078 | 0.062 | 0.053 | 0.047 | 0.042 | 0.039 | 0.034 | 0.027 | 0.021 | | |
| SPB-170 | 0.234 | 0.163 | 0.115 | 0.080 | 0.065 | 0.056 | 0.049 | 0.045 | 0.041 | 0.036 | 0.029 | 0.023 | 0.017 | |
| SPB-220 | 0.386 | 0.271 | 0.190 | 0.132 | 0.107 | 0.092 | 0.082 | 0.074 | 0.068 | 0.059 | 0.048 | 0.038 | | |
| SPB-240 | 0.386 | 0.271 | 0.190 | 0.132 | 0.107 | 0.092 | 0.082 | 0.074 | 0.068 | 0.059 | 0.048 | 0.038 | | |
| SPB-360 | 0.726 | 0.511 | 0.359 | 0.252 | 0.204 | 0.176 | 0.157 | 0.142 | 0.131 | 0.115 | 0.094 | 0.075 | | |
| SPB-370 | 0.726 | 0.511 | 0.359 | 0.251 | 0.203 | 0.175 | 0.156 | 0.141 | 0.130 | 0.114 | 0.093 | 0.074 | | |
| SPB-390 | 0.729 | 0.513 | 0.359 | 0.251 | 0.203 | 0.174 | 0.155 | 0.140 | 0.129 | 0.113 | 0.091 | 0.073 | | |
| SPB-450-L | 0.898 | 0.633 | 0.445 | 0.313 | 0.254 | 0.219 | 0.195 | 0.177 | 0.164 | 0.144 | | | | |
| SPB-470-L5G | 0.898 | 0.633 | 0.445 | 0.313 | 0.254 | 0.219 | 0.195 | 0.177 | 0.164 | 0.144 | | | | |
| SPB-520 | 1.243 | 0.875 | 0.615 | 0.431 | 0.350 | 0.302 | 0.268 | 0.244 | 0.225 | 0.197 | 0.160 | | | |
| SPB-750-L | 1.875 | 1.310 | 0.911 | 0.629 | 0.505 | 0.431 | 0.380 | | | | | | | |
| SPB-780 | 2.579 | 1.812 | 1.269 | 0.886 | 0.716 | 0.615 | 0.547 | 0.496 | 0.456 | 0.398 | | | | |
| SPB-1200 | 4.372 | 3.045 | 2.108 | 1.448 | 1.157 | 0.984 | 0.867 | | | | | | | |

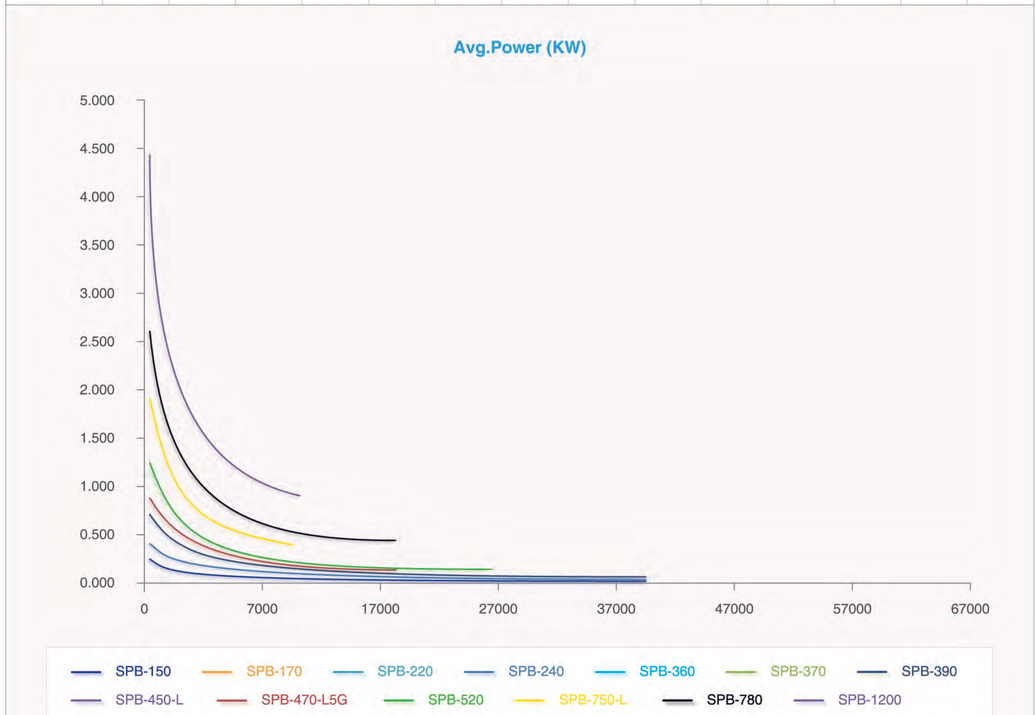

# NBEND SEMI-FLEXIBLE REPLACEMENT LOW LOSS FLEXIBLE COAXIAL CABLE

## Nbend Series

Superlink Nbend series is high performance semi-flexible replacement cable. It is more flexible than ordinary semi-flexible cable. The outer conductor of Nbend is helical wrap of silver-plated copper. The helical tape outer conductor minimized electrical length when bending and achieve lower loss. Nbend has been widely used on microwave interconnection, RF test and commercial telecom.

## Feature and Benefits:

- Up to 40GHz
- Cost-effective
- Low loss
- Good mechanical phase stability

| Equivalent or Similar Product | | |
|---|---|---|
| Superlink | TIMES | H+S |
| Nbend-160 | Tflex-047 | / |
| Nbend-260 | Tflex-405 | Multiflex86 |
| Nbend-400 | Tflex-402 | Multiflex141 |

## Nbend

| Nbend series | Nbend-160 | Nbend-260 | Nbend-400 |
|---|---|---|---|
| Center conductor (mm) | Silver Plated Copper Clad Steel 0.29±0.02 | Silver Plated Copper Clad Steel 0.51±0.02 | Silver Plated Copper 0.91±0.02 |
| Dielectric (mm) | Solid PTFE | Solid PTFE | Solid PTFE |
| Outer conductor (mm) | Silver Plated Copper Foil | Silver Plated Copper Foil | Silver Plated Copper Foil |
| Outer shield (mm) | Silver Plated Copper 1.43±0.10 | Silver Plated Copper 2.20±0.10 | Silver Plated Copper 3.50±0.10 |
| Jacket (mm) | Blue FEP 1.60±0.10 | Blue FEP 2.60±0.10 | Blue FEP 4.00±0.10 |
| Impedance (Ohm) | 50 | 50 | 50 |
| Operation Frequency (GHz) | 67 | 40 | 26.5 |
| Velocity of Propagation | 70% | 70% | 70% |
| Shielding Effectiveness (dB) | 90 | 90 | 90 |
| Voltage Withstand (V,DC) | 500 | 1000 | 1500 |
| Phase Stability (Bending) | N/A | ±5°@26.5GHz | ±8°@26.5GHz |
| Amplititude Stability | N/A | ±0.20@26.5GHz | ±0.10@26.5GHz |
| Bend Radius:installation (mm) | 6 | 14 | 20 |
| Bend Radius:repeated (mm) | 16 | 26 | 40 |
| Weight (g/m) | 7 | 22 | 49 |
| Temp, Operating& Installation (°C ) Temp, Storage (°C) | -55~125 -65~125 | -55~125 -65~125 | -55~125 -65~125 |

| Cable type | | Common capatible connector | | | | | |
|---|---|---|---|---|---|---|---|
| | | N (18GHz) | TNC (18GHz) | SMA (26.5GHz) | 3.5mm (26.5GHz) | 2.92mm (40GHz) | 1.85mm (67GHz) |
| Nbend-160 | Up to 67GHz | | | • | • | • | • |
| Nbend-260 | Up to 40GHz | • | • | • | • | • | |
| Nbend-400 | Up to 26.5GHz | • | • | • | • | | |

| Attenuation dB/100m (Typical@25ºC&VSWR=1.0) Attenuation=K1*√FMhz+K2*FMHz | | | | | | | | | | | | | | |
|---|---|---|---|---|---|---|---|---|---|---|---|---|---|---|
| Frequency (MHz) | 500 | 1000 | 2000 | 4000 | 6000 | 8000 | 10000 | 12000 | 14000 | 18000 | 26500 | 40000 | K1 | K2 |
| Nbend-160 | 83.90 | 119.80 | 171.50 | 246.70 | 306.10 | 357.20 | 403.20 | 484.80 | 557.40 | 692.90 | 878.00 | 1190.80 | 3.6740160 | 0.0035800 |
| Nbend-260 | 48.19 | 69.30 | 100.31 | 146.47 | 183.73 | 216.37 | 246.06 | 273.66 | 299.68 | 348.17 | 440.80 | 570.87 | 2.0669291 | 0.0039370 |
| Nbend-400 | 26.17 | 38.17 | 56.28 | 84.20 | 107.46 | 128.31 | 147.61 | 165.81 | 183.19 | 216.09 | 280.53 | | 1.0824000 | 0.0039370 |

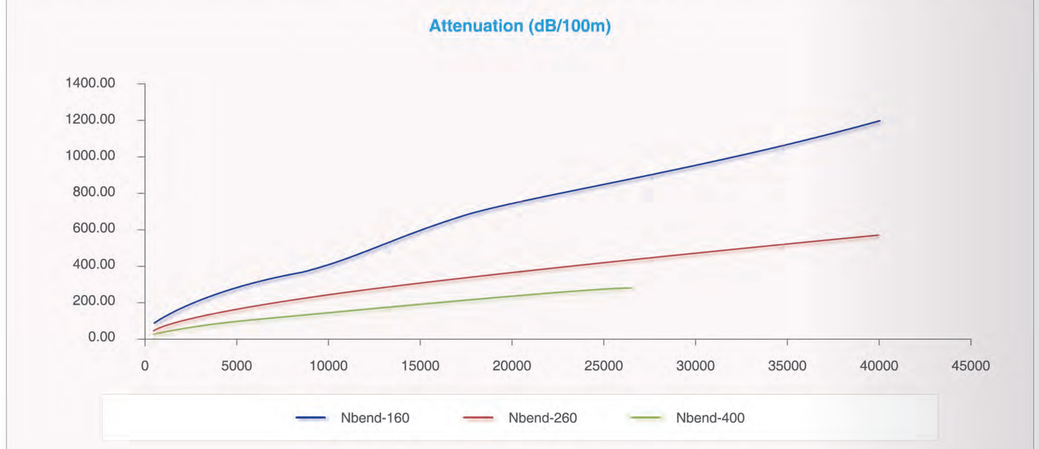


| Avg.Power KW (VSWR=1.0;40ºC;Sea Level) | | | | | | | | | | | | |
|---|---|---|---|---|---|---|---|---|---|---|---|---|
| Frequency (MHz) | 500 | 1000 | 2000 | 4000 | 6000 | 8000 | 10000 | 12000 | 14000 | 18000 | 26500 | 40000 |
| Nbend-160 | 0.069 | 0.048 | 0.034 | 0.023 | 0.019 | 0.016 | 0.014 | 0.012 | 0.01 | 0.008 | 0.007 | 0.005 |
| Nbend-260 | 0.144 | 0.100 | 0.069 | 0.047 | 0.038 | 0.032 | 0.028 | 0.025 | 0.023 | 0.020 | 0.016 | 0.012 |
| Nbend-400 | 0.390 | 0.267 | 0.181 | 0.121 | 0.095 | 0.080 | 0.069 | 0.062 | 0.056 | 0.047 | 0.036 | |

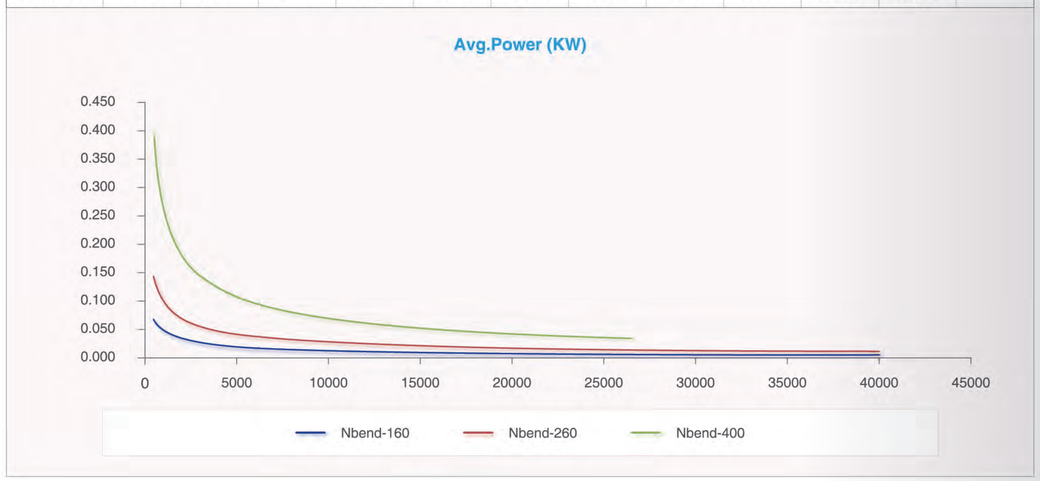






# SPO SEMI-RIGID LOW LOSS COAXIAL CABLE

## SPO Series

Superlink SPO series is an optimized version of traditional semi-rigid cable. It offers a lower loss, lighter weight and wilder temperature range which employs advanced PTFE wrapped dielectric instead of solid PTFE dielectric. Meanwhile SPO series coaxial cable has superior shielding effectiveness and corrosion resistance. It is applied to interconnection between cards, satellite communication, feed network, etc.

## Feature and Benefits:

- Up to 50GHz
- Low loss
- Light weight
- Corrosion resistance
- Excellent shielding effectiveness

| Equivalent or Similar Product | | |
|---|---|---|
| Superlink | TIMES | MCC |
| SPO-120 | / | / |
| SPO-220 | CL-50086 | UT-085C-LL |
| SPO-220-001 | / | / |
| SPO-360 | CL-50141 | UT-141C-LL |
| SPO-360-001 | / | / |

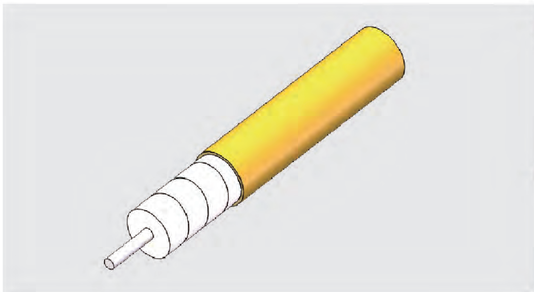



# SPO

| SPO series | SPO-120 | SPO-220 | SPO-220-001 | SPO-360 | SPO-360-001 |
|---|---|---|---|---|---|
| Center conductor (mm) | Silver Plated Copper 0.31±0.02 | Silver Plated Copper 0.56±0.02 | Silver Plated Copper 0.56±0.02 | Silver Plated Copper 0.99±0.02 | Silver Plated Copper 0.99±0.02 |
| Dielectric (mm) | LD PTFE 0.94±0.05 | LD PTFE 1.68±0.05 | LD PTFE 1.68±0.05 | LD PTFE 3.00±0.05 | LD PTFE 3.00±0.05 |
| Outer conductor (mm) | Seamless Copper Tube 1.20±0.05 | Seamless Copper Tube 2.20±0.05 | Seamless Copper Tube Tri-Metal Plating 2.20±0.05 | Seamless Copper Tube 3.60±0.06 | Seamless Copper Tube Tri-Metal Plating 3.60±0.06 |
| Impedance (Ohm) | 50 | 50 | 50 | 50 | 50 |
| Operation Frequency (GHz) | 50 | 50 | 50 | 26.5 | 26.5 |
| Velocity of Propagation | 76% | 76% | 76% | 76% | 76% |
| Shielding Effectiveness (dB) | 165 | 165 | 165 | 165 | 165 |
| Voltage Withstand (V,DC) | 300 | 600 | 600 | 1300 | 1300 |
| Bend Radius: installation (mm) | 4 | 7 | 7 | 12.5 | 12.5 |
| Bend Radius: repeated (mm) | N/A | N/A | N/A | N/A | N/A |
| Weight (g/m) | 6 | 19 | 19 | 43 | 43 |
| Temp, Operating& Installation (ºC) Temp, Storage (ºC) | -60~250<br>-65~250 | -60~250<br>-65~250 | -60~250<br>-65~250 | -60~250<br>-65~250 | -60~250<br>-65~250 |

| Cable type | | Common capatible connector | | | | | |
|---|---|---|---|---|---|---|---|
| | | N (18GHz) | TNC(18GHz) | SMA(26.5GHz) | 3.5mm (26.5GHz) | 2.92mm (40GHz) | 2.4mm (50GHz) |
| SPO-120 | Up to 50GHz | • | • | • | • | | |
| SPO-220 | Up to 50GHz | | | • | • | • | • |
| SPO-220-001 | Up to 50GHz | | | • | • | • | • |
| SPO-360 | Up to 26.5GHz | • | • | • | • | | |
| SPO-360-001 | Up to 26.5GHz | • | • | • | • | | |





| Attenuation dB/100m (Typical@25ºC&VSWR=1.0) Attenuation=K1*√FMhz+K2*FMHz | | | | | | | | | | | | | | |
|---|---|---|---|---|---|---|---|---|---|---|---|---|---|---|
| Frequency (MHz) | 500 | 1000 | 2000 | 4000 | 6000 | 10000 | 12000 | 14000 | 18000 | 26500 | 40000 | 50000 | K1 | K2 |
| SPO-120 | 80.28 | 114.17 | 162.72 | 232.65 | 287.31 | 375.77 | 413.89 | 449.29 | 514.02 | 633.73 | 794.63 | 899.79 | 3.5422442 | 0.0021545 |
| SPO-220 | 38.80 | 55.04 | 78.19 | 111.27 | 136.93 | 178.10 | 195.72 | 212.01 | 241.65 | 295.96 | 368.00 | 414.55 | 1.7220000 | 0.0005900 |
| SPO-220-001 | 38.80 | 55.04 | 78.19 | 111.27 | 136.93 | 178.10 | 195.72 | 212.01 | 241.65 | 295.96 | 368.00 | 414.55 | 1.7220000 | 0.0005900 |
| SPO-360 | 21.78 | 30.98 | 44.16 | 63.14 | 77.98 | 102.01 | 112.36 | 121.98 | 139.56 | 172.09 | | | 0.9610400 | 0.0005904 |
| SPO-360-001 | 21.78 | 30.98 | 44.16 | 63.14 | 77.98 | 102.01 | 112.36 | 121.98 | 139.56 | 172.09 | | | 0.9610400 | 0.0005904 |

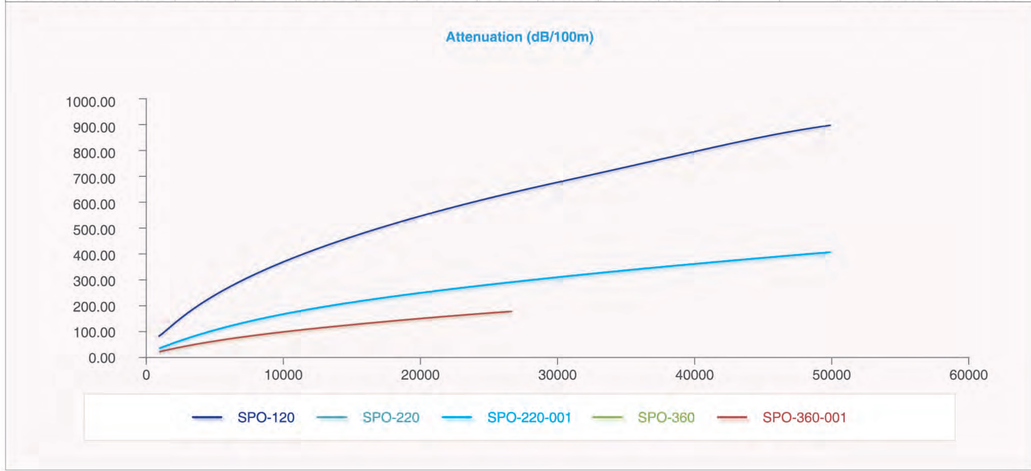


| Attenuation dB/100m (Typical@25ºC&VSWR=1.0) Attenuation=K1*√FMhz+K2*FMHz | | | | | | | | | | | | |
|---|---|---|---|---|---|---|---|---|---|---|---|---|
| Frequency (MHz) | 500 | 1000 | 2000 | 4000 | 6000 | 10000 | 12000 | 14000 | 18000 | 26500 | 40000 | 50000 |
| SPO-120 | 0.063 | 0.044 | 0.031 | 0.022 | 0.017 | 0.013 | 0.012 | 0.011 | 0.010 | 0.008 | 0.006 | 0.006 |
| SPO-220 | 0.368 | 0.259 | 0.183 | 0.128 | 0.104 | 0.080 | 0.073 | 0.067 | 0.059 | 0.048 | 0.039 | 0.034 |
| SPO-220-001 | 0.368 | 0.259 | 0.183 | 0.128 | 0.104 | 0.080 | 0.073 | 0.067 | 0.059 | 0.048 | 0.039 | 0.034 |
| SPO-360 | 0.839 | 0.590 | 0.414 | 0.289 | 0.234 | 0.179 | 0.163 | 0.150 | 0.131 | 0.106 | | |
| SPO-360-001 | 0.839 | 0.590 | 0.414 | 0.289 | 0.234 | 0.179 | 0.163 | 0.150 | 0.131 | 0.106 | | |

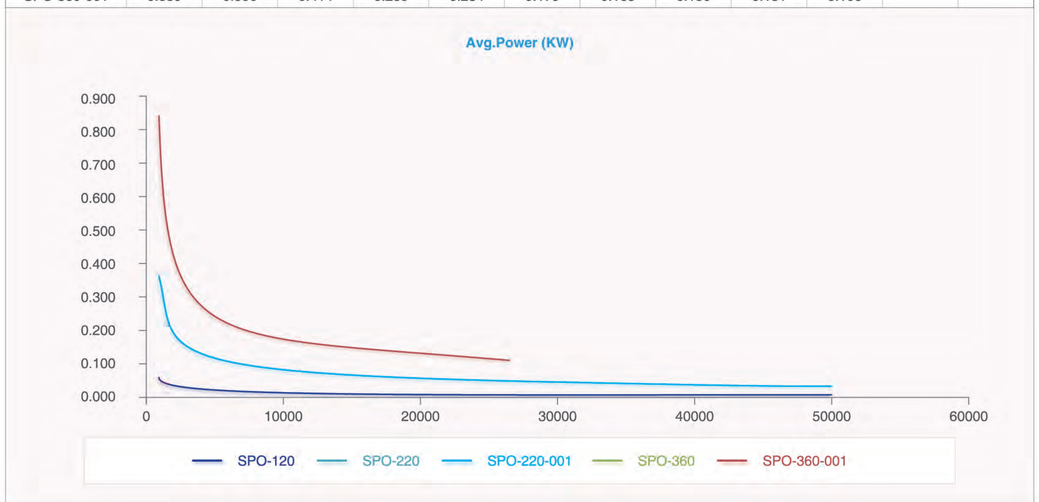

# SBEND SUPER FLEXIBLE PHASE STABLE LOW LOSS COAXIAL CABLE

## Sbend Series

Surperlink Sbend series coaxial cable is a super flexible phase stable cable. It is built with flexible material with reasonable design. Meanwhile, it has good phase stability. Attenuation and VSWR fluctuate rapidly while bending. Sbend series coaxial cable is widely applied to special application like narrow space or frequent bending.

## Feature and Benefits:

- Excellent flexibility
- Good mechanical phase stability
- Low loss
- Up to 40GHz

## Sbend

| Sbend series | Sbend-150-001 | Sbend-380 | Sbend-420-001 | Sbend-520 | Sbend-710-002 | Sbend-770 | Sbend-800 | Sbend-850-003 |
|---|---|---|---|---|---|---|---|---|
| Center conductor (mm) | Stranded Silver Plated Copper 0.30±0.03 | Stranded Silver Plated Copper 0.91±0.03 | Stranded Silver Plated Copper 1.02±0.03 | Stranded Silver Plated Copper 1.45±0.05 | Stranded Silver Plated Copper 1.88±0.05 | Stranded Silver Plated Copper 2.34±0.05 | Stranded Silver Plated Copper 2.00±0.05 | Stranded Silver Plated Copper 2.65±0.05 |
| Dielectric (mm) | PTFE | PTFE | PTFE | FEP+PTFE | PTFE | PTFE | PTFE | PTFE |
| Outer conductor (mm) | Silver Plated Copper Foil | Silver Plated Copper Foil | Silver Plated Copper Foil | Silver Plated Copper Foil | Silver Plated Copper Foil | Silver Plated Copper Foil | Silver Plated Copper Foil | Silver Plated Copper Foil |
| Middle layer (mm) | / | PTFE | PTFE | PTFE | / | / | / | / |
| Outer shield (mm) | Silver Plated Copper 1.30±0.10 | Silver Plated Copper 3.30±0.10 | Silver Plated Copper 3.45±0.10 | Silver Plated Copper 4.60±0.12 | Copper 6.05±0.15 | Silver Plated Copper 6.93±0.15 | Silver Plated Copper 6.55±0.15 | Copper 7.70±0.20 |
| Jacket (mm) | Blue FEP 1.50±0.10 | Blue FEP 3.80±0.10 | Blue PUR 4.20±0.10 | Blue FEP 5.20±0.15 | Blue PUR 7.10±0.20 | Blue FEP 7.65±0.20 | Grey PUR 8.00±0.20 | Grey PUR 8.50±0.25 |
| Impedance (Ohm) | 50 | 50 | 50 | 50 | 50 | 50 | 50 | 50 |
| Operation Frequency (GHz) | 18 | 40 | 40 | 26.5 | 18 | 18 | 18 | 15 |
| Velocity of Propagation | 76% | 81% | 82% | 83% | 76% | 84% | 76% | 83% |
| Shielding Effectiveness (dB) | 90 | 90 | 90 | 90 | 90 | 90 | 90 | 90 |
| Voltage Withstand (V,DC) | 500 | 900 | 1500 | 1500 | 1700 | 1000 | 1700 | 2000 |
| Phase Stability (Bending) | / | ±6°@40GHz | / | ±8° @26.5GHz | / | / | / | / |
| Phase Stability (temperature) | / | 600PPM (-55-85) | / | 600PPM (-55-85) | / | / | / | / |
| Amplititude Stability | / | ±0.10@40GHz | / | ±0.10 @26.5GHz | / | / | / | / |
| Bend Radius: installation (mm) | 6 | 18 | 18 | 20 | 35 | 40 | 32 | 40 |
| Bend Radius: repeated (mm) | 16 | 36 | 30 | 50 | 71 | 80 | 80 | 85 |
| Weight (g/m) | 7 | 35 | 40 | 45 | 105 | 140 | 115 | 150 |
| Temp, Operating& Installation(ºC) Temp, Storage (ºC) | -55~200 -65~200 | -55~200 -65~200 | -55~85 -65~85 | -55~200 -65~200 | -40~85 -40~85 | -40~150 -40~150 | -55~85 -65~85 | -40~85 -40~85 |

| Cable type | | Common capatible connector | | | | | |
|---|---|---|---|---|---|---|---|
| | | 2.4mm | 1.85mm | N (18GHz) | TNC(18GHz) | SMA(26.5GHz) | 2.92mm (40GHz) |
| Sbend-150-001 | Up to 18GHz | • | • | | | • | • |
| Sbend-420-001 | Up to 40GHz | | | • | | • | |
| Sbend-710-002 | Up to 18GHz | | | • | | | |
| Sbend-800 | Up to 18GHz | | | | • | | |
| Sbend-850-003 | Up to 15GHz | | | • | | | |

| Attenuation dB/100m (Typical@25ºC&VSWR=1.0) Attenuation=K1*√FMhz+K2*FMHz | | | | | | | | | | | | | | | |
|---|---|---|---|---|---|---|---|---|---|---|---|---|---|---|---|
| Frequency(MHz) | 300 | 1000 | 2000 | 4000 | 6000 | 8000 | 10000 | 12000 | 14000 | 18000 | 26500 | 40000 | 67000 | K1 | K2 |
| Sbend-150-001 | 59.36 | 109.78 | 157.05 | 225.71 | 279.83 | 326.42 | 368.20 | 406.56 | 442.34 | 508.11 | 630.87 | 798.00 | 1079.702387539 | 3.3740160 | 0.0030800 |
| Sbend-380 | 28.97 | 41.37 | 59.29 | 85.42 | 106.10 | 123.96 | 140.01 | 154.77 | 168.57 | 193.99 | 241.64 | 306.88 | | 1.2657000 | 0.0013435 |
| Sbend-420-001 | 22.10 | 40.50 | 57.60 | 81.90 | 100.80 | 116.90 | 131.20 | 144.20 | 156.20 | 178.00 | 218.00 | 271.20 | | 1.2677950 | 0.0004400 |
| Sbend-520 | 19.91 | 28.28 | 40.23 | 57.39 | 70.74 | 82.13 | 92.26 | 101.50 | 110.06 | 125.68 | 154.43 | | | 0.8811000 | 0.0004150 |
| Sbend-710-002 | 10.15 | 18.81 | 26.96 | 38.83 | 48.23 | 56.34 | 63.63 | 70.34 | 76.60 | 88.15 | | | | 0.5756271 | 0.0006067 |
| Sbend-770 | 8.85 | 16.37 | 23.40 | 33.61 | 41.65 | 48.56 | 54.76 | 60.44 | 65.74 | 75.48 | | | | 0.5036090 | 0.0004396 |
| Sbend-800 | 10.81 | 20.01 | 28.64 | 41.20 | 51.10 | 59.64 | 67.30 | 74.34 | 80.91 | 93.00 | | | | 0.6140750 | 0.0005897 |
| Sbend-850-003 | 8.05 | 14.97 | 21.54 | 31.20 | 38.90 | 45.59 | 51.64 | 57.22 | 62.46 | | | | | 0.4537205 | 0.0006266 |

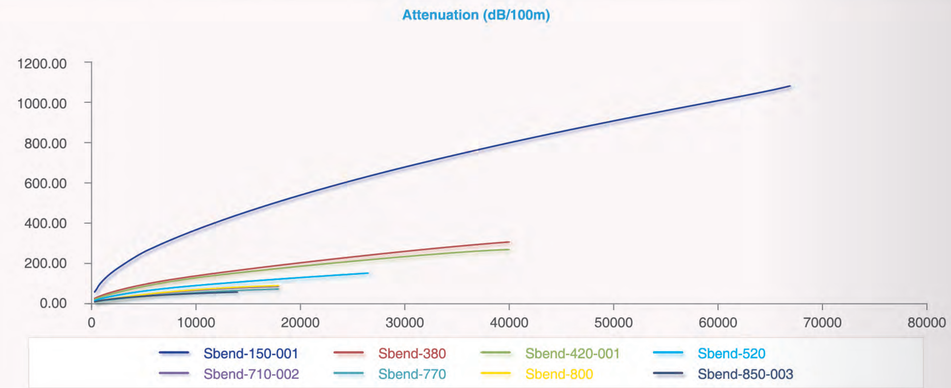


| Avg.Power KW (VSWR=1.0;40ºC;Sea Level) | | | | | | | | | | | | | |
|---|---|---|---|---|---|---|---|---|---|---|---|---|---|
| Frequency (MHz) | 300 | 1000 | 2000 | 4000 | 6000 | 8000 | 10000 | 12000 | 14000 | 18000 | 26500 | 40000 | 67000 |
| Sbend-150-001 | 0.069 | 0.037 | 0.026 | 0.018 | 0.015 | 0.013 | 0.011 | 0.010 | 0.009 | 0.008 | 0.006 | 0.005 | 0.004 |
| Sbend-380 | 0.570 | 0.399 | 0.279 | 0.193 | 0.156 | 0.133 | 0.118 | 0.107 | 0.098 | 0.085 | 0.068 | 0.054 | |
| Sbend-420-001 | 1.055 | 0.576 | 0.405 | 0.285 | 0.231 | 0.199 | 0.178 | 0.162 | 0.149 | 0.131 | 0.107 | 0.086 | |
| Sbend-520 | 1.036 | 0.729 | 0.512 | 0.359 | 0.291 | 0.251 | 0.223 | 0.203 | 0.187 | 0.164 | 0.134 | | |
| Sbend-710-002 | 0.585 | 0.316 | 0.220 | 0.153 | 0.123 | 0.105 | 0.093 | 0.084 | 0.078 | 0.067 | | | |
| Sbend-770 | 4.868 | 2.633 | 1.841 | 1.282 | 1.034 | 0.887 | 0.787 | 0.713 | 0.655 | 0.571 | | | |
| Sbend-800 | 0.643 | 0.347 | 0.243 | 0.169 | 0.136 | 0.117 | 0.103 | 0.093 | 0.086 | 0.075 | | | |
| Sbend-850-003 | 1.025 | 0.551 | 0.383 | 0.264 | 0.212 | 0.181 | 0.160 | 0.144 | 0.132 | | | | |

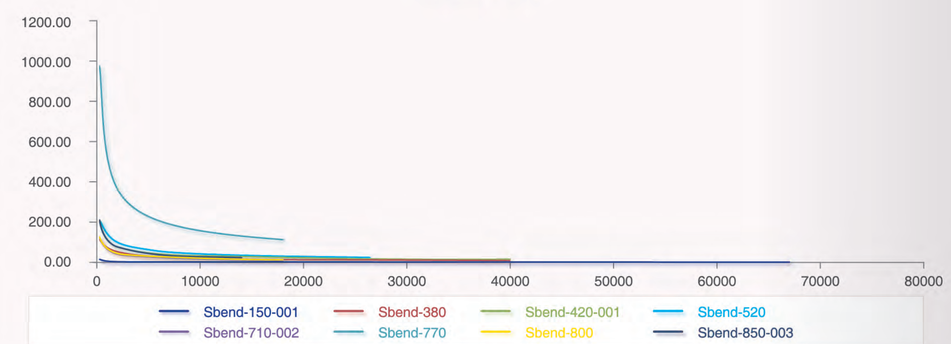






# SFLEX ULTRA-FLEXIBLE COAXIAL CABLE

## Sflex Series

Surperlink Sflex series is an ultra-flexible high performance coaxial cable. All structure in it are designed for flexibility. Sflex series coaxial cable is applied to various application which require ultra-flexibility for the cable.

## Feature and Benefits:

- Extremely flexible
- Low loss
- Long durability

# Sflex

| Sflex series | Sflex-120-001 | Sflex-135 | Sflex-170 |
|---|---|---|---|
| Center conductor (mm) | Stranded Silver Plated Copper 0.29±0.02 | Stranded Silver Plated Copper 0.30±0.02 | Stranded Silver Plated Copper 0.29±0.02 |
| Dielectric (mm) | PTFE 0.81±0.05 | PTFE 0.90±0.05 | PTFE 0.81±0.05 |
| Outer conductor (mm) | Silver Plated Copper 1.00±0.10 | Silver Plated Copper 1.10±0.05 | Silver Plated Copper 1.00±0.05 |
| Jacket (mm) | Blue FEP 1.20±0.10 | Grey PUR 1.35±0.05 | Grey PUR 1.70±0.10 |
| Impedance (Ohm) | 50 | 50 | 50 |
| Operation Frequency (GHz) | 3 | 18 | 20 |
| Velocity of Propagation | 76% | 70% | 76% |
| Shielding Effectiveness (dB) | 90 | 90 | 90 |
| Voltage Withstand (V,DC) | 500 | 500 | 500 |
| Bend Radius: installation (mm) | 4 | 7 | 8 |
| Bend Radius:repeated (mm) | 12 | 14 | 17 |
| Weight (g/m) | 6 | 6 | 6 |
| Temp, Operating& Installation (ºC)<br>Temp, Storage (ºC) | -55~165<br>-65~165 | -55~85<br>-65~165 | -40~85<br>-40~85 |

| Cable type | | Common capatible connector | |
|---|---|---|---|
| | | SMA(26.5GHz) | 3.5mm (26.5GHz) |
| Sflex-120-001 | Up to 3GHz | • | • |
| Sflex-135 | Up to 18GHz | • | |
| Sflex-170 | Up to 20GHz | • | |





| Attenuation dB/100m (Typical@25ºC&VSWR=1.0) Attenuation=K1*√FMhz+K2*FMHz | | | | | | | | | | | | | | |
|---|---|---|---|---|---|---|---|---|---|---|---|---|---|---|
| Frequency (MHz) | 500 | 1000 | 2000 | 3000 | 4000 | 5000 | 6000 | 7000 | 10000 | 15000 | 18000 | 20000 | K1 | K2 |
| Sflex-120-001 | 105.19 | 152.22 | 222.19 | 278.63 | | | | | | | | | 4.4400000 | 0.0118130 |
| Sflex-135 | 93.75 | 139.43 | 210.86 | 271.11 | 325.57 | 376.33 | 424.45 | 470.59 | 600.61 | 799.88 | 912.85 | | 3.6706000 | 0.0233550 |
| Sflex-170 | 105.19 | 152.22 | 222.19 | 278.63 | 328.06 | 373.02 | 414.80 | 454.16 | 562.13 | 720.97 | 808.31 | 864.16 | 4.4400000 | 0.0118125 |

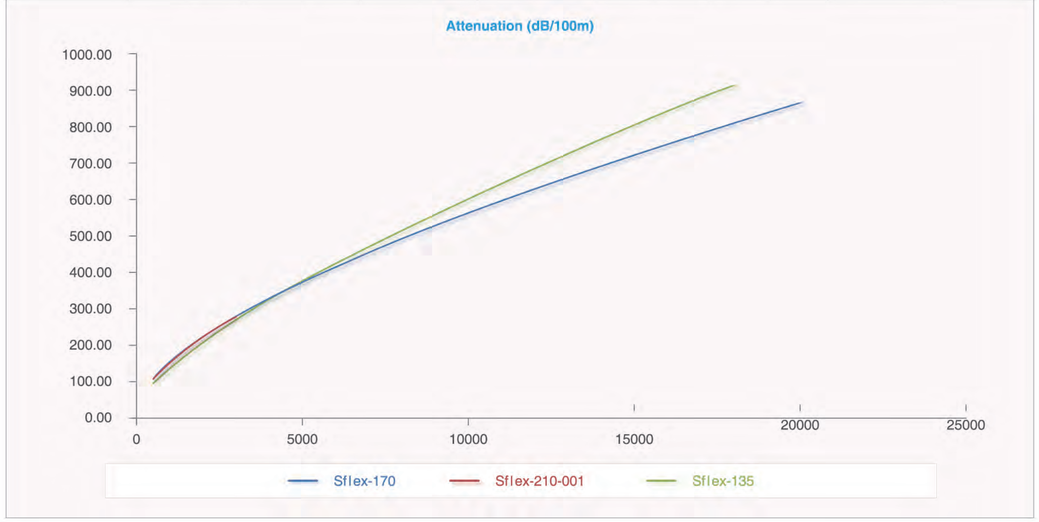


| Avg.Power KW (VSWR=1.0;40ºC;Sea Level) | | | | | | | | | | | | |
|---|---|---|---|---|---|---|---|---|---|---|---|---|
| Frequency (MHz) | 500 | 1000 | 2000 | 3000 | 4000 | 5000 | 6000 | 7000 | 10000 | 15000 | 18000 | 20000 |
| Sflex-120-001 | 0.120 | 0.083 | 0.057 | 0.045 | | | | | | | | |
| Sflex-135 | 0.120 | 0.081 | 0.053 | 0.041 | 0.035 | 0.030 | 0.027 | 0.024 | 0.019 | 0.014 | 0.012 | |
| Sflex-170 | 0.120 | 0.083 | 0.057 | 0.045 | 0.038 | 0.034 | 0.030 | 0.028 | 0.022 | 0.018 | 0.016 | 0.015 |

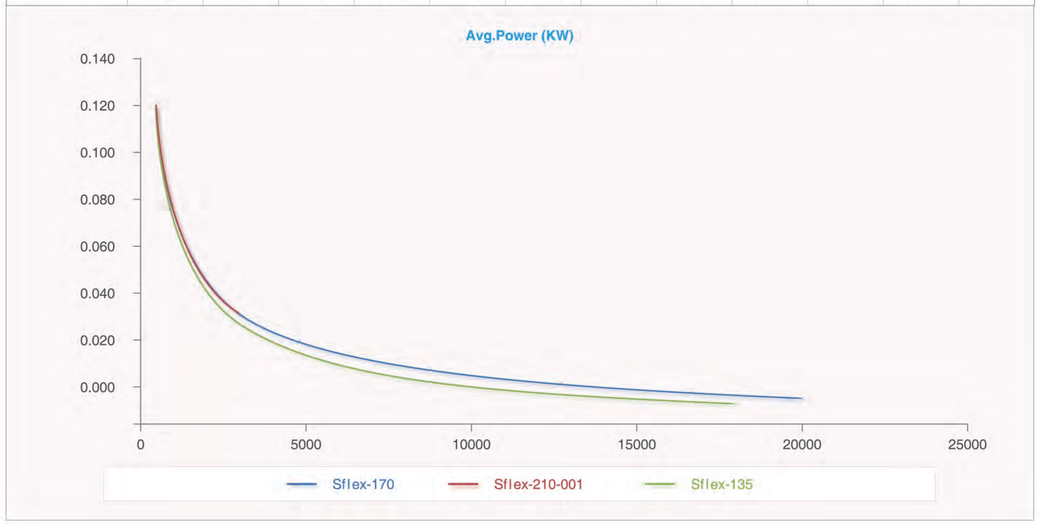

# LLE COST-EFFECTIVE LOW LOSS COAXIAL CABLE

## LLE Series

Superlink LLE series is a cost-effective low loss cable. Compared to traditional foam PE cables, LLE cables offer higher operation temperature range, lower loss and better RF shielding. These features make LLE cable the best choice for wireless application like GPS, Cellular and satellite.

## Feature and Benefits:

- Cost-effective
- High temperature range
- Low loss









## LLE

| LLE series | LLE-260 | LLE-350 | LLE-520 | LLE-780 | LLE-1550-D |
|---|---|---|---|---|---|
| Center conductor (mm) | Silver Plated Copper 0.56±0.02 | Silver Plated Copper 0.94±0.02 | Silver Plated Copper 1.45±0.03 | Silver Plated Copper 2.30±0.03 | BC 5.20±0.05 |
| Dielectric (mm) | LD PTFE 1.60±0.05 | LD PTFE 2.75±0.05 | LD PTFE 4.30±0.05 | LD PTFE 6.70±0.10 | LD PTFE 13.89±0.05 |
| Outer conductor (mm) | Al Tape 1.68±0.05 | Al Tape 2.82±0.05 | Al Tape 4.38±0.08 | Al Tape 6.80±0.10 | Metal foil 13.99±0.07 |
| Outer shield (mm) | Silver Plated Copper 2.05±0.05 | Silver Plated Copper 3.27±0.10 | Silver Plated Copper 4.78±0.10 | Silver Plated Copper 7.35±0.15 | Silver Plated Copper 14.7±0.20 |
| Jacket (mm) | Blue FEP 2.60±0.10 | Blue FEP 3.50±0.15 | Blue FEP 5.20±0.15 | Blue FEP 7.80±0.15 | Black FEP 15.50±0.20 |
| Impedance (Ohm) | 50 | 50 | 50 | 50 | 50 |
| Operation Frequency (GHz) | 26.5 | 18 | 13.5 | 13.5 | 6 |
| Velocity of Propagation | 76% | 76% | 76% | 76% | 84% |
| Shielding Effectiveness (dB) | 90 | 90 | 90 | 90 | 90 |
| Voltage Withstand (V,DC) | 500 | 800 | 1500 | 2000 | 5000 |
| Phase Stability (Bending) | ±8°@26.5GHz | ±10°@18GHz | ±5°@13.5GHz | ±8°@13.5GHz | / |
| Amplitude Stability | ±0.10@26.5GHz | ±0.10@18GHz | ±0.10@13.5GHz | ±0.10@13.5GHz | / |
| Bend Radius: installation (mm) | 12 | 14 | 20 | 35 | 60 |
| Bend Radius: repeated (mm) | 28 | 35 | 52 | 75 | 150 |
| Weight (g/m) | 18 | 29 | 60 | 110 | 450 |
| Temp, Operating& Installation (ºC) Temp, Storage (ºC) | -55~125 -65~125 | -55~155 -65~155 | -55~155 -65~155 | -55~155 -65~155 | -55~155 -65~155 |

| Cable type | | Common capatible connector | | | | | | |
|---|---|---|---|---|---|---|---|---|
| | | 7/16 (7.5GHz) | 4.3/10 (12GHz) | N (18GHz) | TNC(18GHz) | SMA (26.5GHz) | 3.5mm (26.5GHz) | 2.92mm (40GHz) |
| LLE-260 | Up to 26.5GHz | | | | | • | • | |
| LLE-350 | Up to 18GHz | | | • | • | • | • | • |
| LLE-520 | Up to 13.5GHz | | | • | • | • | | |
| LLE-780 | Up to 13.5GHz | • | • | • | • | • | | |
| LLE-1550-D | Up to 6GHz | | | • | • | • | | |

| Attenuation dB/100m (Typical@25ºC&VSWR=1.0) Attenuation=K1*√FMhz+K2*FMHz | | | | | | | | | | | | | | |
|---|---|---|---|---|---|---|---|---|---|---|---|---|---|---|
| Frequency (MHz) | 300 | 500 | 1000 | 2000 | 4000 | 6000 | 8000 | 10000 | 12000 | 13500 | 18000 | 26500 | K1 | K2 |
| LLE-260 | 32.54 | 42.32 | 60.67 | 87.44 | 126.94 | 158.55 | 186.08 | 211.00 | 234.07 | 250.43 | 295.92 | 372.10 | 1.8300000 | 0.0028000 |
| LLE-350 | 20.91 | 27.09 | 38.57 | 55.06 | 78.90 | 97.60 | 113.64 | 127.98 | 141.12 | 150.36 | 175.74 | 217.34 | 1.1918394 | 0.0008800 |
| LLE-520 | 12.76 | 16.60 | 23.79 | 34.29 | 49.76 | 62.14 | 72.92 | 82.68 | 91.71 | 98.11 | | | 0.7180000 | 0.0010880 |
| LLE-780 | 8.03 | 10.47 | 15.07 | 21.83 | 31.93 | 40.09 | 47.25 | 53.78 | 59.85 | 64.18 | | | 0.4480000 | 0.0008980 |
| LLE-1550-D | 3.71 | 4.84 | 6.99 | 10.17 | 14.96 | 18.86 | | | | | | | 0.2057016 | 0.0004875 |

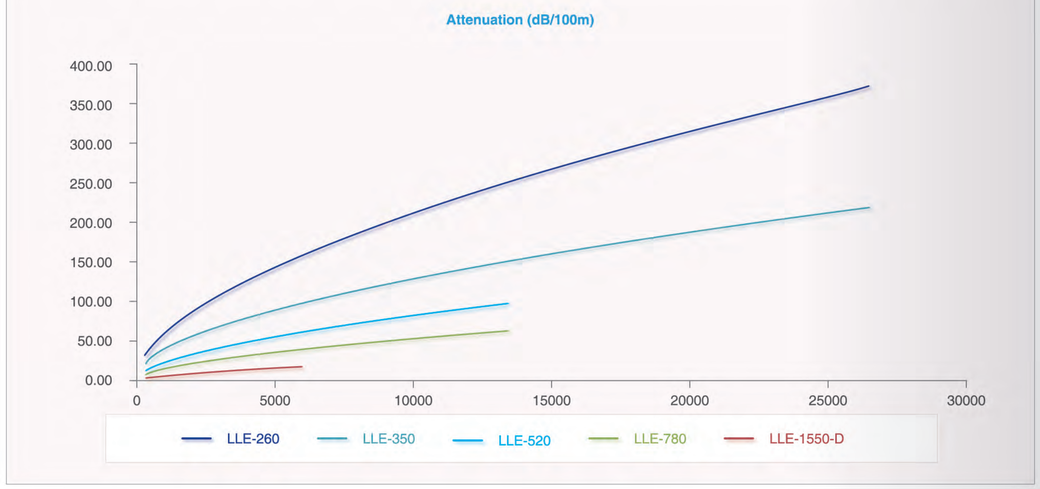


| Avg.Power KW (VSWR=1.0;40ºC;Sea Level) | | | | | | | | | | | | |
|---|---|---|---|---|---|---|---|---|---|---|---|---|
| Frequency (MHz) | 300 | 500 | 1000 | 2000 | 4000 | 6000 | 8000 | 10000 | 12000 | 13500 | 18000 | 26500 |
| LLE-260 | 0.187 | 0.144 | 0.100 | 0.070 | 0.048 | 0.038 | 0.033 | 0.029 | 0.026 | 0.024 | 0.021 | 0.016 |
| LLE-350 | 0.850 | 0.656 | 0.461 | 0.323 | 0.225 | 0.182 | 0.156 | 0.139 | 0.126 | 0.118 | 0.101 | 0.082 |
| LLE-520 | 1.428 | 1.098 | 0.766 | 0.532 | 0.366 | 0.293 | 0.250 | 0.220 | 0.199 | 0.186 | | |
| LLE-780 | 3.141 | 2.409 | 1.674 | 1.155 | 0.790 | 0.629 | 0.534 | 0.469 | 0.421 | 0.393 | | |
| LLE-1550-D | 8.685 | 6.651 | 4.607 | 3.166 | 2.153 | 1.708 | | | | | | |

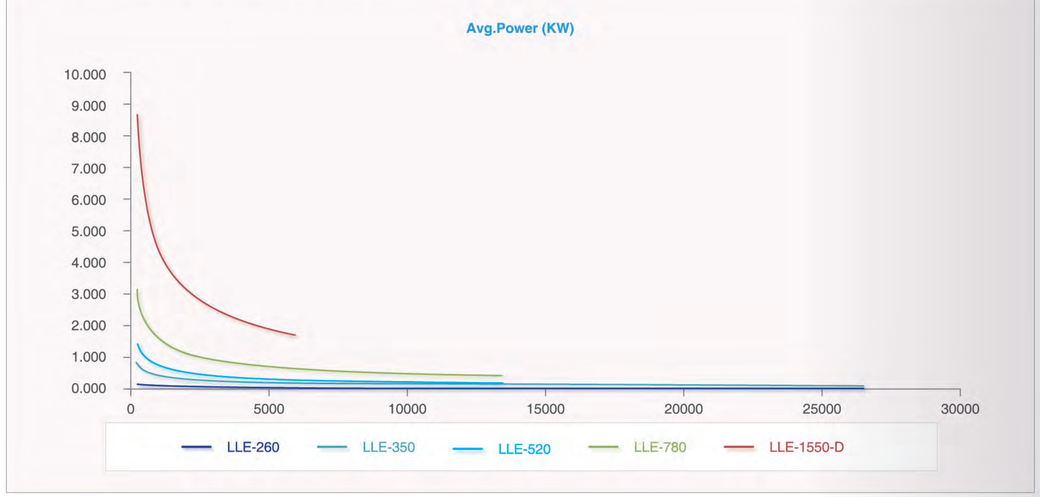






# LLF COST-EFFECTIVE LOW LOSS FLEXIBLE COAXIAL CABLE

## LLF Series

Superlink LLF series coaxial cable is cost-effective low loss flexible cable. It is designed to be installed in narrow and small space. The center conductor is stranded silver-plated copper which makes LLF series more flexible. It can keep phase stable with bending. Meanwhile, LLF series cables offer higher operating temperature range, lower loss and better RF shielding than traditional foam PE cables.

## Feature and Benefits:

- Cost-effective
- Good flexibility
- High temperature range
- Low loss



# LLF

| LLF series | LLF-400 | LLF-600 | LLF-820 |
|---|---|---|---|
| Center conductor (mm) | 19Ends Stranded Silver Plated Copper 0.91±0.02 | 19Ends Stranded Silver Plated Copper 1.45±0.03 | 19Ends Stranded Silver Plated Copper 2.30±0.03 |
| Dielectric (mm) | LD PTFE 2.61±0.05 | FEP + PTFE 4.20±0.06 | FEP + PTFE 6.60±0.05 |
| Outer conductor (mm) | Al Tape 2.73±0.05 | Al Tape 4.28±0.06 | Al Tape 6.68±0.07 |
| Outer shield (mm) | Silver Plated Copper 3.18±0.10 | Silver Plated Copper 4.73±0.07 | Silver Plated Copper 7.25±0.12 |
| Jacket (mm) | Blue PUR 4.00±0.15 | Blue PUR 6.00±0.20 | Blue PUR 8.20±0.15 |
| Impedance (Ohm) | 50 | 50 | 50 |
| Operation Frequency (GHz) | 18 | 13.5 | 13.5 |
| Velocity of Propagation | 76% | 76% | 76% |
| Shielding Effectiveness (dB) | 90 | 90 | 90 |
| Voltage Withstand (V,DC) | 800 | 1500 | 2000 |
| Phase Stability (Bending) | ±10°@18GHz | ±5°@13.5GHz | / |
| Amplititude Stability | ±0.10@18GHz | ±0.10@13.5GHz | / |
| Bend Radius: installation (mm) | 16 | 20 | 35 |
| Bend Radius: repeated (mm) | 40 | 60 | 82 |
| Weight (g/m) | 30 | 63 | 125 |
| Temp, Operating& Installation (ºC) Temp, Storage (ºC) | -55~85 -55~85 | -55~85 -55~85 | -55~85 -55~85 |

| Cable type | | Common capatible connector | | | | |
|---|---|---|---|---|---|---|
| | | 7/16 (7.5GHz) | 4.3/10 (12GHz) | N (18GHz) | TNC (18GHz) | SMA (26.5GHz) |
| LLF-400 | Up to 18GHz | | | • | • | • |
| LLF-600 | Up to 13.5GHz | | | • | • | |
| LLF-820 | Up to 13.5GHz | • | • | | | |





| Attenuation dB/100m (Typical@25ºC&VSWR=1.0) Attenuation=K1*√FMhz+K2*FMHz | | | | | | | | | | | | | | |
|---|---|---|---|---|---|---|---|---|---|---|---|---|---|---|
| Frequency (MHz) | 300 | 1000 | 2000 | 3000 | 4000 | 6000 | 8000 | 10000 | 11000 | 12000 | 13500 | 18000 | K1 | K2 |
| LLF-400 | 24.34 | 46.04 | 67.19 | 84.25 | 99.19 | 125.39 | 148.59 | 169.87 | 179.98 | 189.80 | 204.05 | 244.18 | 1.3437405 | 0.0035500 |
| LLF-600 | 18.26 | 34.11 | 49.25 | 61.26 | 71.65 | 89.64 | 105.34 | 119.59 | 126.30 | 132.79 | 142.17 | | 1.0245600 | 0.0017130 |
| LLF-820 | 9.47 | 17.61 | 25.33 | 31.42 | 36.67 | 45.70 | 53.55 | 60.63 | 63.96 | 67.18 | 71.81 | | 0.5339645 | 0.0007236 |

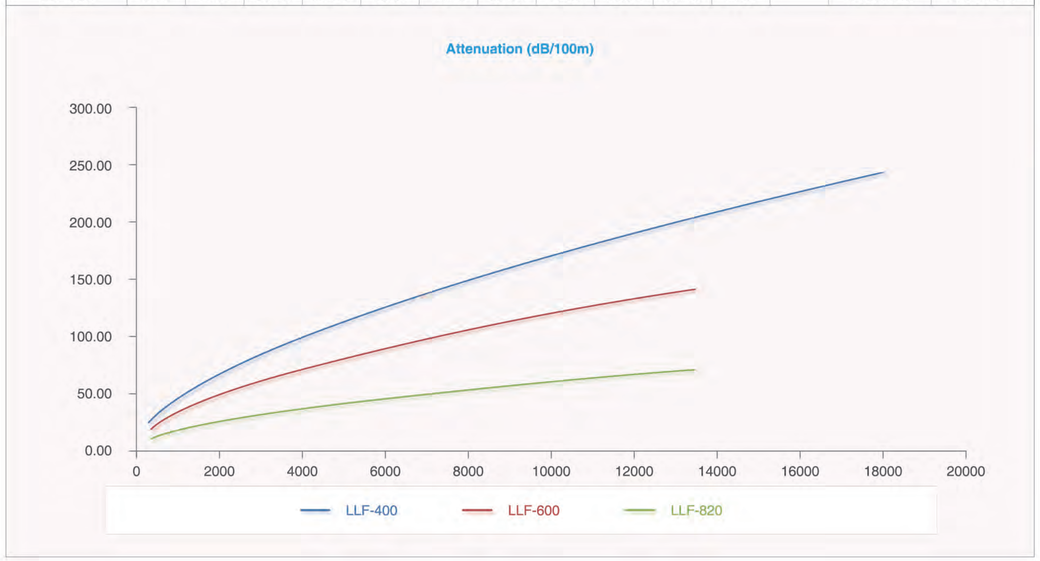


| Avg.Power KW (VSWR=1.0;40ºC;Sea Level) | | | | | | | | | | | | |
|---|---|---|---|---|---|---|---|---|---|---|---|---|
| Frequency (MHz) | 300 | 1000 | 2000 | 3000 | 4000 | 6000 | 8000 | 10000 | 11000 | 12000 | 13500 | 18000 |
| LLF-400 | 0.550 | 0.291 | 0.199 | 0.159 | 0.135 | 0.107 | 0.090 | 0.079 | 0.074 | 0.071 | 0.066 | 0.055 |
| LLF-600 | 0.928 | 0.497 | 0.344 | 0.277 | 0.236 | 0.189 | 0.161 | 0.142 | 0.134 | 0.128 | 0.119 | |
| LLF-820 | 2.141 | 1.151 | 0.800 | 0.645 | 0.553 | 0.443 | 0.378 | 0.334 | 0.317 | 0.302 | 0.282 | |

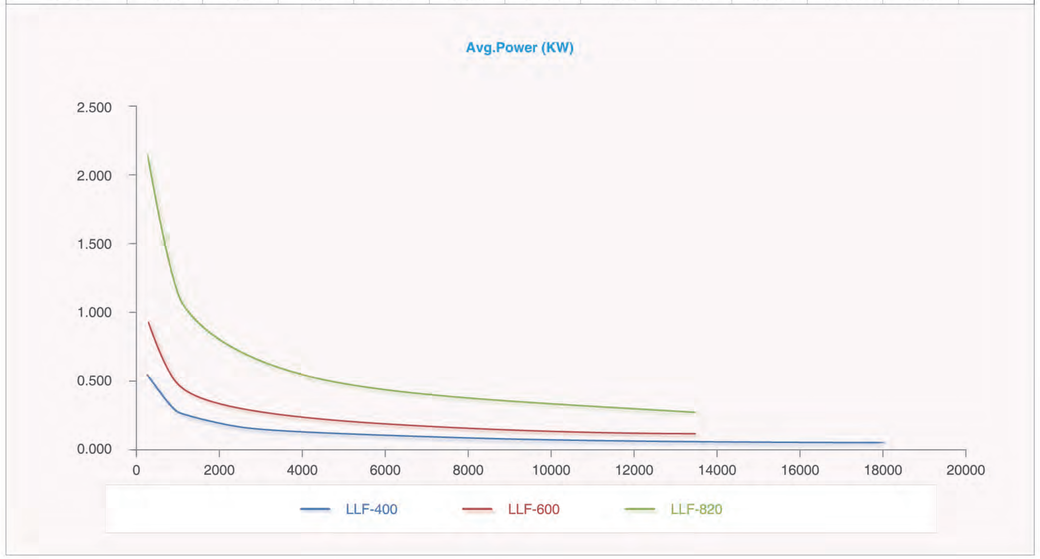

# TBEND MECHANICAL RESISTANT LOW LOSS COAXIAL CABLE

## Tbend Series

Superlink Tbend series is an anti-bending and anti-stretch low loss cable. It is equipped with steel braided shield to protect from bending and stretching. The cable loss is low and electric performance is stable regardless of environment factors. Frequency is up to 40 GHz. It is used in test instruments, aerospace and defend systems.

## Feature and Benefits:

- Excellent mechanical stability
- Up to 40GHz
- Low loss

| Equivalent or Similar Product | |
|---|---|
| Superlink | H+S |
| Tbend-180 | 32041 |
| Tbend-250 | 32081 |
| Tbend-250-L | 32034 |
| Tbend-260 | 32081S |
| Tbend-360 | 32022 |



## Tbend

| Tbend series | Tbend-180 | Tbend-250 | Tbend-250-L | Tbend-260 | Tbend-360 |
|---|---|---|---|---|---|
| Center conductor (mm) | Silver Plated Copper 0.29±0.02 | Silver Plated Copper 0.51±0.02 | Silver Plated Copper 0.51±0.02 | Silver Plated Copper 0.51±0.02 | Silver Plated Copper 0.91±0.03 |
| Dielectric (mm) | Solid PTFE | Solid PTFE | LD PTFE | LD PTFE | LD PTFE |
| Outer conductor (mm) | Silver Plated Copper Foil | Silver Plated Copper Foil | Silver Plated Copper Foil | Silver Plated Copper Foil | Silver Plated Copper Foil |
| Middle layer (mm) | Aluminum Foil | Aluminum Foil | Aluminum Foil | Aluminum Foil | Aluminum Foil |
| Outer shield (mm) | Stainless Steel Wire 1.50±0.10 | Stainless Steel Wire 2.12±0.12 | Stainless Steel Wire 2.04±0.12 | SPCCS 2.30±0.12 | Stainless Steel Wire 3.20±0.12 |
| Jacket (mm) | Transparent Violet FEP 1.80±0.10 | Transparent Violet FEP 2.50±0.15 | Transparent Violet FEP 2.50±0.15 | Blue FEP 2.60±0.15 | Transparent Violet FEP 3.60±0.15 |
| Impedance (Ohm) | 50 | 50 | 50 | 50 | 50 |
| Operation Frequency (GHz) | 40 | 40 | 40 | 40 | 26.5 |
| Velocity of Propagation | 74% | 74% | 74% | 74% | 76% |
| Shielding Effectiveness (dB) | 90 | 90 | 90 | 90 | 90 |
| Voltage Withstand (V,DC) | 500 | 1000 | 500 | 1000 | 1500 |
| Phase Stability (Bending) | / | ±8°@40GHz | ±8°@40GHz | ±8°@40GHz | ±8°@26.5GHz |
| Amplititude Stability | / | ±0.15 @40GHz | ±0.15 @40GHz | ±0.20 @40GHz | ±0.15@26.5GHz |
| Bend Radius: installation (mm) | 1.5 | 10 | 10 | 14 | 8.4 |
| Bend Radius: repeated (mm) | 15 | 25 | 25 | 26 | 36 |
| Weight (g/m) | 11 | 18 | 16 | 20 | 31 |
| Temp, Operating& Installation (ºC) Temp, Storage (ºC) | -55~165 -65~165 | -55~125 -65~125 | -55~165 -65~165 | -55~165 -65~165 | -55~165 -65~165 |

| Cable type | | Common compatible connector | | | | |
|---|---|---|---|---|---|---|
| | | N (18GHz) | TNC(18GHz) | SMA(26.5GHz) | 3.5mm (26.5GHz) | 2.92mm (40GHz) |
| Tbend-180 | Up to 40GHz | | | • | • | • |
| Tbend-250 | Up to 40GHz | | | • | • | • |
| Tbend-250-L | Up to 40GHz | | | • | • | • |
| Tbend-260 | Up to 40GHz | | | • | • | • |
| Tbend-360 | Up to 26.5GHz | • | • | • | • | |

| Attenuation dB/100m (Typical@25ºC&VSWR=1.0) Attenuation=K1*√FMhz+K2*FMHz | | | | | | | | | | | | | | |
|---|---|---|---|---|---|---|---|---|---|---|---|---|---|---|
| Frequency (MHz) | 300 | 1000 | 2000 | 4000 | 6000 | 8000 | 10000 | 12000 | 14000 | 18000 | 26500 | 40000 | K1 | K2 |
| Tbend-180 | 76.62 | 140.44 | 199.31 | 283.27 | 348.25 | 403.42 | 452.30 | 496.72 | 537.77 | 612.32 | 748.56 | 928.60 | 4.4030000 | 0.0012000 |
| Tbend-250 | 45.09 | 82.91 | 118.02 | 168.42 | 207.71 | 241.23 | 271.08 | 298.31 | 323.57 | 369.65 | 454.58 | 568.16 | 2.5808091 | 0.0013000 |
| Tbend-250-L | 32.61 | 60.12 | 85.78 | 122.84 | 151.87 | 176.76 | 199.00 | 219.35 | 238.28 | 272.95 | 337.24 | 424.00 | 1.8600000 | 0.0013000 |
| Tbend-260 | 36.98 | 69.30 | 100.31 | 146.47 | 183.73 | 216.37 | 246.06 | 273.66 | 299.68 | 348.17 | 440.80 | 570.87 | 2.0669291 | 0.0039370 |
| Tbend-360 | 21.64 | 39.80 | 56.67 | 80.90 | 99.80 | 115.94 | 130.31 | 143.42 | 155.59 | 177.80 | 218.77 | | 1.2380700 | 0.0006499 |

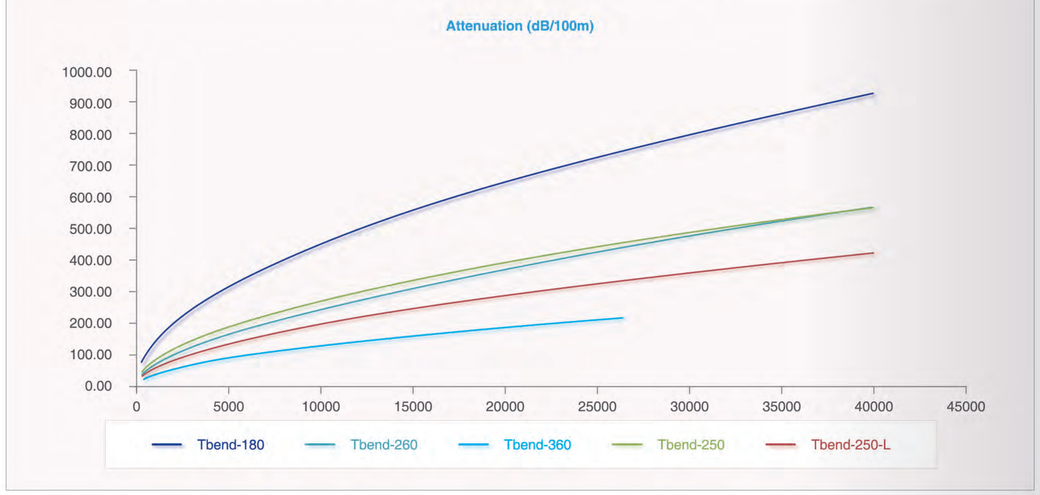


| Avg.Power KW (VSWR=1.0;40ºC;Sea Level) | | | | | | | | | | | | |
|---|---|---|---|---|---|---|---|---|---|---|---|---|
| Frequency (MHz) | 300 | 1000 | 2000 | 4000 | 6000 | 8000 | 10000 | 12000 | 14000 | 18000 | 26500 | 40000 |
| Tbend-180 | 0.090 | 0.049 | 0.035 | 0.024 | 0.020 | 0.017 | 0.015 | 0.014 | 0.013 | 0.011 | 0.009 | 0.007 |
| Tbend-250 | 0.190 | 0.103 | 0.073 | 0.051 | 0.041 | 0.036 | 0.032 | 0.029 | 0.026 | 0.023 | 0.019 | 0.015 |
| Tbend-250-L | 0.190 | 0.103 | 0.072 | 0.050 | 0.041 | 0.035 | 0.031 | 0.028 | 0.026 | 0.023 | 0.018 | 0.015 |
| Tbend-260 | 0.187 | 0.100 | 0.069 | 0.047 | 0.038 | 0.032 | 0.028 | 0.025 | 0.023 | 0.020 | 0.016 | 0.012 |
| Tbend-360 | 0.637 | 0.346 | 0.243 | 0.170 | 0.138 | 0.119 | 0.106 | 0.096 | 0.089 | 0.078 | 0.063 | |

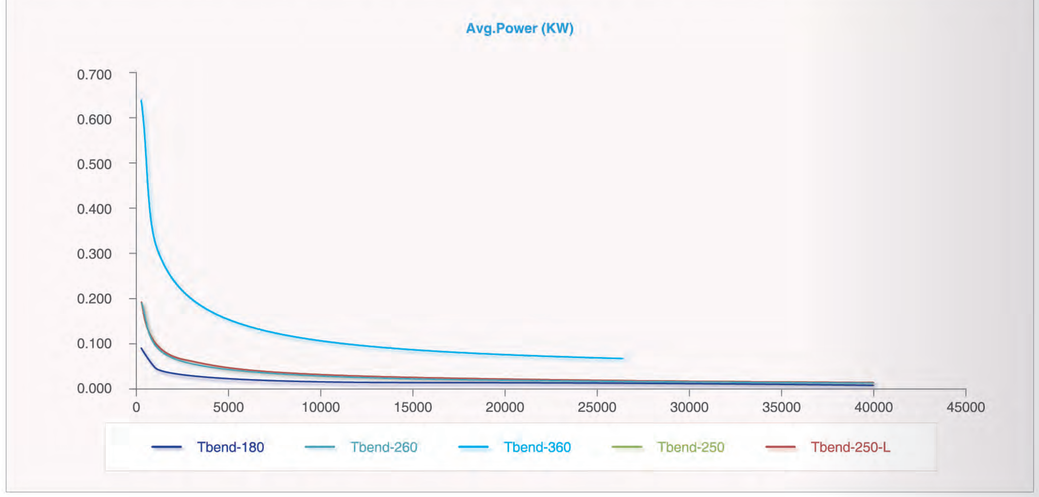






# FHC FLEXIBLE HYBRID COAXIAL CABLE

## FHC Series

Superlink FHC series is a high performance flexible hybrid coaxial cable. It consist of high flexible coaxial cable and DC wire. With double jacket it is more durable than ordinary cable. FHC series can make wiring more neat and simple. Meanwhile it make the connection system more reliable. It is used on some customized system which need to pass RF signal and DC power at same time in limited space. The hybrid configuration can vary according to customer's demand.

## Feature and Benefits:

- Agile configuration
- Double protection layer
- High flexibility

## FHC

| FHC series | FHC-360 | FHC-400 |
|---|---|---|
| Center conductor (mm) | Silver Plated Copper 0.31±0.03 | Silver Plated Copper 0.51±0.03 |
| Dielectric (mm) | LD PTFE 0.94±0.06 | LD PTFE 1.60±0.06 |
| Inner conductor (mm) | Silver Plated Copper 1.12±0.08 | Silver Plated Copper 1.76±0.08 |
| Inner jacket (mm) | FEP 1.30±0.10 | PTFE 1.90±0.10 |
| DC cable (mm) | Silver Plated Copper 2.25±0.10 | Silver Plated Copper 2.85±0.10 |
| Wrap layer (mm) | PTFE 2.42±0.10 | PTFE 3.02±0.10 |
| Outer shield (mm) | Silver Plated Copper 2.60±0.12 | Silver Plated Copper 3.20±0.12 |
| Jacket (mm) | PUR 3.60±0.15 | PUR 4.00±0.15 |
| Impedance (Ohm) | 50 | 50 |
| Operation Frequency (GHz) | 40 | 26.5 |
| Velocity of Propagation | 74% | 74% |
| Shielding Effectiveness (dB) | 90 | 90 |
| Voltage Withstand (V,DC) | 500 | 500 |
| Bend Radius:installation (mm) | 20 | 20 |
| Bend Radius:repeated (mm) | 35 | 40 |
| Weight (g/m) | 25 | 28 |
| Temp, Operating& Installation (ºC)<br>Temp, Storage (ºC) | -40~85<br>-40~85 | -40~85<br>-40~85 |

| Cable type | | Common capatible connector | | | | |
|---|---|---|---|---|---|---|
| | | N (18GHz) | TNC(18GHz) | SMA(26.5GHz) | 3.5mm (26.5GHz) | 2.92mm (40GHz) |
| FHC-380 | Up to 10GHz | | | • | • | |
| FHC-500 | Up to 40GHz | • | • | • | • | • |

| Attenuation dB/100m (Typical@25ºC&VSWR=1.0) Attenuation=K1*√FMhz+K2*FMHz | | | | | | | | | | | | | | |
|---|---|---|---|---|---|---|---|---|---|---|---|---|---|---|
| Frequency (MHz) | 300 | 1000 | 2000 | 4000 | 6000 | 8000 | 10000 | 12000 | 14000 | 18000 | 26500 | 40000 | K1 | K2 |
| FHC-360 | 61.30 | 114.28 | 164.68 | 239.02 | 298.50 | 350.28 | 397.15 | 440.52 | 481.25 | 556.80 | 699.97 | 898.89 | 3.4484700 | 0.0052300 |
| FHC-400 | 34.21 | 63.11 | 90.11 | 129.13 | 159.75 | 186.01 | 209.50 | 231.01 | 251.03 | 287.72 | 355.86 | | 1.9500000 | 0.0014500 |

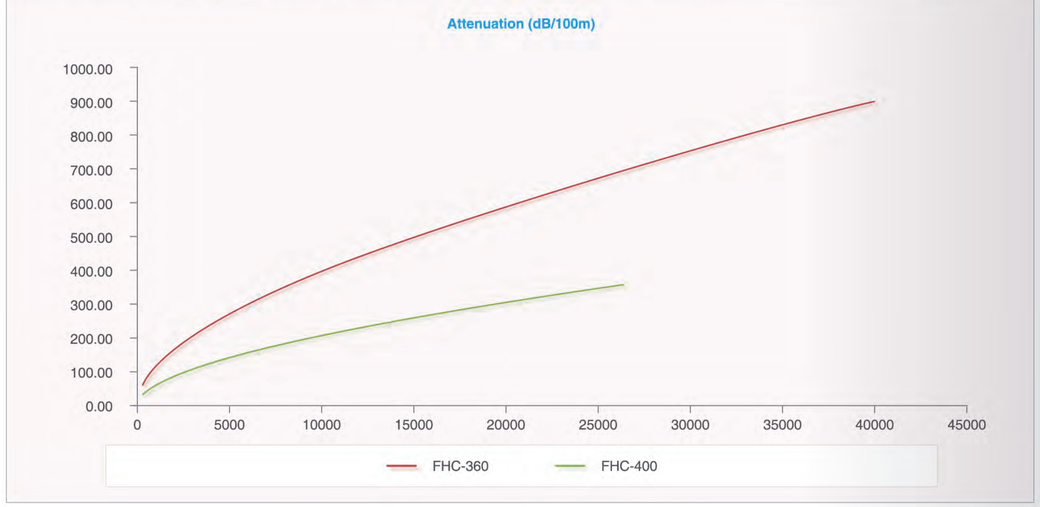


| Avg.Power KW (VSWR=1.0;40ºC;Sea Level) | | | | | | | | | | | | |
|---|---|---|---|---|---|---|---|---|---|---|---|---|
| Frequency (MHz) | 500 | 1000 | 2000 | 4000 | 6000 | 8000 | 10000 | 12000 | 14000 | 18000 | 26500 | 40000 |
| FHC-360 | 0.304 | 0.163 | 0.113 | 0.078 | 0.062 | 0.053 | 0.047 | 0.042 | 0.039 | 0.033 | 0.027 | 0.021 |
| FHC-400 | 0.500 | 0.271 | 0.190 | 0.132 | 0.107 | 0.092 | 0.082 | 0.074 | 0.068 | 0.059 | 0.048 | |

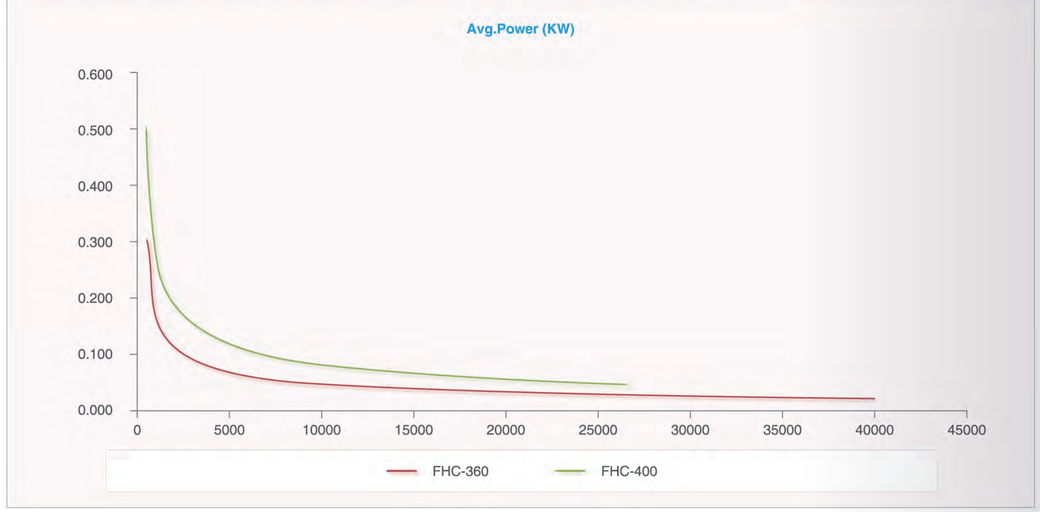








# SFC SEMI-FLEXIBLE LOW LOSS COAXIAL CABLE

## SFC Series

Superlink SFC series is a semi-flexible low loss coaxial cable with standard structure. It is a excellent option for quick installation since it is easy to be striped and formed to position without special tooling. SFC series coaxial cable is widely used on microwave application like base station antenna.

## Feature and Benefits:

- Up to 40GHz
- Easy to process
- Low loss

| Equivalent or Similar Product | | |
|---|---|---|
| Superlink | Habia | H+S |
| SFC-120 | / | Sucoform-47 |
| SFC-210 | Flexiform 405 | Sucoform-86 |
| SFC-360 | Flexiform 402 | Sucoform-141 |
| SFC-640 | / | / |

# SFC

| SFC series | SFC-120 | SFC-210 | SFC-360 | SFC-640 |
|---|---|---|---|---|
| Center conductor (mm) | Silver Plated Copper 0.29±0.03 | Silver Plated Copper 0.53±0.03 | Silver Plated Copper 0.94±0.02 | Silver Plated Copper 1.67±0.05 |
| Dielectric (mm) | LD PTFE 0.92±0.05 | LD PTFE 1.65±0.05 | LD PTFE 2.92±0.05 | LD PTFE 5.31±0.08 |
| Outer conductor (mm) | Seamless Copper Tube 1.20±0.15 | Seamless Copper Tube 2.10±0.15 | Seamless Copper Tube Tin Plating 3.60±0.15 | Seamless Copper Tube Tri-Metal Plating 6.40±0.15 |
| Impedance (Ohm) | 50 | 50 | 50 | 50 |
| Operation Frequency (GHz) | 40 | 40 | 33 | 18 |
| Velocity of Propagation | 70% | 70% | 70% | 70% |
| Shielding Effectiveness (dB) | 90 | 90 | 90 | 90 |
| Voltage Withstand (V,DC) | 2000 | 3000 | 3000 | 3000 |
| Bend Radius: installation (mm) | 3.5 | 6 | 8 | 30 |
| Bend Radius: repeated (mm) | 10 | 20 | 40 | 120 |
| Weight (g/m) | 6 | 16 | 38 | 130 |
| Temp, Operating& Installation (ºC)<br>Temp, Storage (ºC) | -65~165<br>-65~165 | -65~165<br>-65~165 | -65~165<br>-65~165 | 9-65~165<br>-65~1650 |

| Cable type | | Common capatible connector | | | | |
|---|---|---|---|---|---|---|
| | | N (18GHz) | TNC(18GHz) | SMA(26.5GHz) | 3.5mm (26.5GHz) | 2.92mm (40GHz) |
| SFC-120 | Up to 40GHz | | | • | | • |
| SFC-210 | Up to 40GHz | • | • | • | | • |
| SFC-360 | Up to 33GHz | • | • | • | • | • |
| SFC-640 | Up to 18GHz | • | • | • | | |





| Attenuation dB/100m (Typical@25ºC&VSWR=1.0) Attenuation=K1*√FMhz+K2*FMHz | | | | | | | | | | | | | |
|---|---|---|---|---|---|---|---|---|---|---|---|---|---|
| Frequency (MHz) | 500 | 1000 | 2000 | 4000 | 6000 | 8000 | 10000 | 12000 | 18000 | 26500 | 40000 | K1 | K2 |
| SFC-120 | 78.00 | 112.01 | 161.81 | 235.65 | 295.03 | 346.91 | 394.00 | 437.69 | 555.28 | 700.87 | 904.40 | 3.3580000 | 0.0058200 |
| SFC-210 | 48.00 | 69.30 | 100.90 | 148.50 | 180.50 | 221.50 | 260.60 | 282.00 | 361.60 | 461.60 | 603.50 | 2.0376890 | 0.0049000 |
| SFC-360 | 25.15 | 36.56 | 53.68 | 79.87 | 101.54 | 120.87 | 138.71 | 155.48 | 201.59 | 260.35 | | 1.0491000 | 0.0033800 |
| SFC-640 | 17.17 | 25.03 | 36.90 | 55.20 | 70.42 | 84.07 | 96.70 | 108.61 | 141.49 | | | 0.7104857 | 0.0025650 |

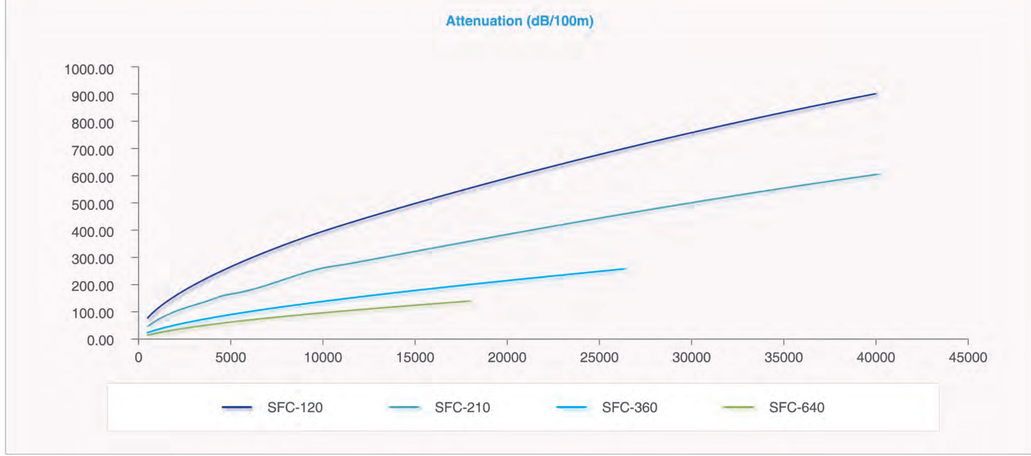

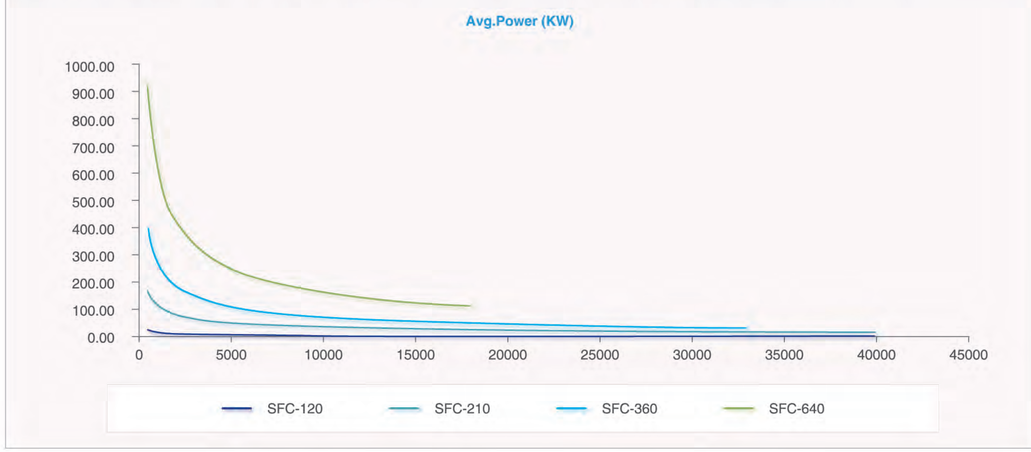
| Avg.Power KW (VSWR=1.0;40ºC;Sea Level) | | | | | | | | | | | | |
|---|---|---|---|---|---|---|---|---|---|---|---|---|
| Frequency (MHz) | 500 | 1000 | 2000 | 4000 | 6000 | 8000 | 10000 | 12000 | 18000 | 26500 | 33000 | 40000 |
| SFC-120 | 0.046 | 0.032 | 0.022 | 0.015 | 0.012 | 0.010 | 0.009 | 0.008 | 0.006 | 0.005 | 0.004 | 0.004 |
| SFC-210 | 0.338 | 0.236 | 0.164 | 0.113 | 0.091 | 0.078 | 0.069 | 0.062 | 0.049 | 0.039 | 0.034 | 0.031 |
| SFC-360 | 0.790 | 0.544 | 0.370 | 0.249 | 0.196 | 0.164 | 0.143 | 0.128 | 0.099 | 0.076 | 0.066 | |
| SFC-640 | 1.831 | 1.256 | 0.852 | 0.570 | 0.446 | 0.374 | 0.325 | 0.289 | 0.222 | | | |